

101

C O P E N H A G E N







SCULPTURAL DESIGN TRANSCENDING NEW MATERIALS

101 Copenhagen's SS25 collection merges art and function, pushing the boundaries of sculptural design with innovative materials and craftsmanship. Influenced by organic forms, architecture, and minimalism, each piece tells a story of timeless beauty. At its core is a celebration of organic elegance. The Atsu Dining Chair, inspired by ancient Chinese designs, exemplifies this ethos with its FSC-certified solid oak construction. Its asymmetrical structure and minimalist lines showcase both sculptural form and impeccable craftsmanship. The Brutus Collection, now crafted in solid oak, continues its legacy of blending form and function. The Brutus Lounge Chair, paired with a Linen Cushion, balances striking design with luxurious comfort, highlighting the natural beauty of wooden grains. Lighting designs in the collection fuse sculptural shapes with material innovation. The Reflect Table Lamp, with its mirror chrome finish, becomes a dynamic centerpiece, while the Beetle Portable Lamp, crafted from translucent marble slabs, exudes warmth and mobility. The Maru Pendants blend geometric precision with bold sculptural aesthetics. Mouth-blown glass plays a key role, featuring new colours like Smoked Forest and Smoked Desert. From the architectural Crown Tables to the organic Wabi Vases, these designs transform under shifting light, creating a mesmerizing interplay of texture and form. The Temple Coffee Tables pair natural limestone tops with chrome bases, creating an illusion of floating rocks. The Phantom Coffee Tables now feature a matte aluminium Birch finish, adding warmth and tactility to interiors. For outdoor living, the collection offers bold, sculptural designs inspired by 1970s aesthetics. Upholstered in Sunproof fabric, each piece resists the elements while inviting relaxation with modular configurations and sand-toned covers. Interior objects emphasize utility and sculptural beauty, with new Sunao designs and additions to the Kogei Cutlery and Native Dinnerware collections, offering refined artistry for any setting. Each piece showcases 101 Copenhagen's dedication to transcending material boundaries, uniting art and function to create timeless, sculptural beauty.



ZEN-INSPIRED COMFORT: FOKU LOUNGE CHAIR BY KRISTIAN SOFUS HANSEN & TOMMY HYLDAHL MERGES SCULPTURAL ELEGANCE WITH TRADITIONAL JAPANESE AESTHETICS

The Foku Chair is one of the latest additions to the furniture collection and builds upon the sculptural approach to furniture design by Kristian Sofus Hansen and Tommy Hyldahl. Inspired by their travels in Japan, they drew inspiration from the traditional rake tools used in Japanese Zen Gardens for centuries. "Foku," meaning "fork" in Japanese, refers to the shape of these rake tools, which are used to delicately create minimalistic lines and waves in the sand or stone gardens. These lines have been reinterpreted into the fluted seat of the Foku chair, using special combinations of foam to ensure soft and comfortable seating. "We always strive to push the boundaries of shape and sculptural design, but we never compromise on seating comfort," says Tommy Hyldahl. The Foku Chair is available in tree Bouclé color options and two Sunproof, which offers resistance to stains, sunlight fade-resistance, and water resistance.



REDEFINED DETAILS AND MONUMENTAL SHAPES ROOTED IN THE SCANDINAVIAN SOIL AND NOURISHED BY JAPANESE MINIMALIST AESTHETICS

101 Copenhagen is a Danish design brand founded in 2017. With a vision to honor exquisite quality and craftsmanship, the collection encompasses furniture, lighting and accessories in a timeless, yet modern design. With a true passion for materials and refined textures, organic shapes and colours, 101 Copenhagen presents the epitome of classics and must-have novelties for Scandinavian and international interior connoisseurs alike. The design of 101 Copenhagen is firmly rooted in the Scandinavian soil and nourished by Japanese minima-

list aesthetics. Sharing an emphasis on quality materials, techniques and traditions, the meeting between the North and the East is notable in the holistic collections of 101 Copenhagen. The design approach is dynamic and characterised by freedom of expression - creating unique and timeless pieces without compromising on playfulness and individuality. An attention to detail and a shared sense of aesthetics is what drives the two main designers of 101 Copenhagen, Tommy Hyldahl and Kristian Sofus Hansen. Merging their backgrounds and

experiences from the fashion industry, the Royal Danish Academy of Fine Arts and travels in Japan respectively, a narrative of minimalist, sculptural and conceptual design is evident throughout the collections. Translating and transforming the simplistic inspiration from Japan in a Scandinavian context is all about honouring quality, heritage and materiality while never seizing to compromise on form and function. 101 Copenhagen is a curated selection of tactile, bold objects standing out in a crowd and gathers as a whole.





HANDCRAFTED MANUFACTURING PROCESS IS A METICULOUSLY CRAFTED JOURNEY THAT LENDS EACH PIECE OF FURNITURE AND VASE ITS OWN UNIQUE PERSONALITY.

Our handcrafted manufacturing process is a meticulously crafted journey that lends each piece of furniture and vase its own unique personality. Unlike mass-produced items, where uniformity is the rule, our creations embrace subtle variations and an organic texture that truly set them apart. This not only makes each piece one-of-a-kind but also resonates with discerning customers who appreciate the value of craftsmanship, individuality, and artistic expression in their living spaces. The cornerstone of our products lies in the 'organic roughness' a quality that truly distinguishes our furniture and vases. This natural imperfection arises from slight variations during handcrafting, which is not a drawback, but rather a signature trait that signifies authenticity and artistic

integrity. From inception to completion, our skilled artisans are deeply involved in every step of the process. Each piece undergoes multiple rounds of hand-painting, sanding, and shaping, making it a canvas of intricate artistry rather than just another piece of furniture or decor. This meticulous attention to detail results in characteristic colour schemes and designs that are uniquely our own. For those who seek more than just utility in their purchases, who see their surroundings as an extension of their individuality, our pieces offer that rare combination of form and function where each piece is not just designed but also 'sculpted' to life. These are not mere items of utility but tangible pieces of art, imbued with the touch of the human hand.



DESIGNING THE OUTDOORS: SCULPTURAL DESIGN MEETS ENDURING COMFORT We are thrilled to introduce our celebrated furniture designs, now reimagined for outdoor living. This collection combines bold aesthetics, inspired by 1970s futuristic and space-age design, with cutting-edge outdoor constructions and functionality. Upholstered in Sunproof, a high-performance fabric made from Olefin, these pieces are designed to thrive in outdoor environments. Resistant to rain, sunlight, and daily wear, Sunproof offers a sophisticated Warm Ash colour, a grey-beige texture that harmonizes beautifully with natural outdoor surroundings. To extend the life of each furniture, an outdoor cover is also offered in a complementary sand tone, ensuring each piece remain as impeccable as the day they arrived. At the heart of the collection is a commitment to sculptural design and luxurious comfort, redefining how we experience outdoor spaces.



BIG FOOT STOOL - WARM ASH

NO. 251017

The Toe Lounge Chair leads the way with its expressive, linear silhouette and voluminous fluted upholstery. A tribute to 70s aesthetics, its open form invites effortless relaxation, while carefully crafted outdoor foam layers deliver exceptional seating comfort. The chair's bold design transforms any outdoor area into a striking yet welcoming retreat, seamlessly blending indoor and outdoor interiors. Complementing this is the Toe Lounge Chair Flat, which brings a smoother, cocoon-like form to the collection. Its soft curves and enveloping design provide luxurious comfort, encouraging ease and conversation in outdoor gatherings. Both variations of the Toe Lounge Chair celebrate a sculptural approach to design, merging functionality with artistic expression.



TOE CHAIR - WARM ASH

NO. 251014



Adding a serene touch is the Foku Lounge Chair, inspired by traditional Japanese Zen Garden tools. Its fluted seat references the raked sand patterns of Zen gardens, blending organic inspiration with geometric precision. The voluminous design and layers of plush foam make it as comfortable as it is visually captivating. Modular functionality allows multiple Foku Chairs to be joined seamlessly as a sofa lounge, making sure seating arrangements can be changed according to needs. Completing the collection is the Big Foot Stool, a compact yet impactful piece that exemplifies the bold spirit of the 1970s upholstery furniture. With its thick cylindrical legs and geometric form, the stool offers versatile functionality as extra seating, an ottoman or a sculptural statement piece. This collection is an invitation to elevate your outdoor living experience with iconic design and enduring quality. Whether you're seeking the serenity of a private retreat or a stylish space for entertaining, each piece brings the perfect balance of artistry, comfort, and durability to the outdoor environment. Designed by Kristian Sofus Hansen & Tommy Hyldahl.

FOKU CHAIR - WARM ASH

NO. 251016



FOKU CHAIR FLAT - WARM ASH

NO. 251015



LOUNGE CHAIR OUTDOOR COVER Designed for durability and style, this Outdoor Furniture Cover combines robust protection with a warm, earthy aesthetic that complements any garden or terrace. Crafted from high-quality polyester with a PVC coating on the outside, this cover is built to resist both water and UV rays, ensuring long-lasting protection against sunlight, rain, and other outdoor elements. The sand coloured fabric brings a soft, natural tone to outdoor settings, blending effortlessly with various environments. Featuring a flexible elastic band at the bottom, the cover fits our lounge chair collection, making it easy to secure and adjust to each style. Ideal for any outdoor furniture, we recommend using this cover whenever furniture is not in use to help extend its lifespan, preserving its look and quality for years to come. Designed by Kristian Sofus Hansen & Tommy Hyldahl.



LOUNGE CHAIR OUTDOOR COVER - SAND

NO. 251081

SUNAO PLANT POT FAT

Sunao, the Japanese word for being honest, is all about the simplicity and timeless beauty of classic vase design. Building on the essence of the original Sunao collection, the Sunao Vase Fat series introduces a distinctive shape that retains the recognizable Sunao silhouette but with a wider, lower profile. Sunao Plant Pots, are made of durable fiber concrete, making them suitable for both indoor and outdoor spaces. These planters are thoughtfully designed with a small drainage hole at the base and a matching saucer, ensuring optimal water flow and air circulation for plants. Ideal for gardens, patios, or spacious interiors, the Sunao Plant Pots bring a natural, grounded presence to any environment. In smooth Birch and Black finishes, each piece is crafted from high-quality materials, hand-glazed for a unique matte texture that highlights the natural beauty of the form. Whether used indoors as vases or outdoors as planters, the Sunao Vase Fat collection combines functionality with refined simplicity, offering a sculptural and elegant touch to any space. Designed by Kristian Sofus Hansen & Tommy Hyldahl.



SUNAO PLANT POT, FAT HEXA
BLACK NO. 251091



SUNAO PLANT POT, FAT HEXA
BIRCH NO. 251088



BOW CONSOLE BIG - BIRCH NO. 251006



BOW CONSOLE - BIRCH NO. 251005

BOW CONSOLE The Bow series stands as a testament to timeless design, reminiscent of the architectural grandeur of the ancient Roman aqueducts and classic geometrical precision. With its sequence of arches, this collection offers a sleek and sophisticated silhouette that is both understated and commanding. The elongated legs lend an air of elegance and lightness, defying the substantial presence of these pieces. Crafted from lightweight fiber concrete, the Bow series not only showcases a distinctively textured surface but also boasts enhanced portability. Each piece is meticulously hand-painted with multiple layers, ensuring a durable and resilient finish that is built to last. This collection comprises two sizes of console tables along with a bench, offering versatile options that seamlessly blend with any interior space. Conceived by the visionary minds of Kristian Sofus Hansen & Tommy Hyldahl, the Bow series is a harmonious blend of form and function, solidifying its status as a striking addition to contemporary design. Designed by Kristian Sofus Hansen & Tommy Hyldahl.





PHANTOM TABLES Characterized by its intentional naive and handmade expression, the Phantom Table reveals its unique casting technique. The series is at once fragile, delicate, and bulky in its appearance. The Phantom coffee tables are available in two sizes: a tall version and a low version, both made of cast aluminum. Choose between the hand-painted burned antique colour, with a raw and unpolished surface, emphasizing a warm subtle glow; the polished aluminum variation in chrome finish with a shiny, mirror-like surface, offering a sleek and modern expression; or the new beautiful colour birch, hand-painted with soft, natural tones reminiscent of birch bark, blending warmth and serenity into any setting. This variation adds an organic, tranquil charm while retaining the intentional and artisanal look that defines the Phantom series. Each variation preserves the sophisticated and subtle expression that makes the Phantom Table a versatile choice for any interior. Designed by Kristian Sofus Hansen & Tommy Hyldahl.



PHANTOM TABLE TALL - BIRCH

NO. 251045



PHANTOM TABLE LOW - BIRCH

NO. 251046



SUNAO VASE SLIM Sunao, the Japanese word for being honest, is all about the simplicity and timeless beauty of classic vase design. Embracing this spirit, the Sunao Vase Slim collection introduces a sleek, slender profile that complements the original Sunao's iconic shape. Each vase in this collection is crafted to fit seamlessly into any interior style and comes in three thoughtfully sized versions. The smallest size is a petite, decorative vase, ideal for single stems or small floral arrangements, adding a touch of subtle elegance to a bedside table, shelf, or kitchen nook. Moving up in size, the mini options provide a balanced presence, perfectly suited for coffee tables, console tables, or as a dining table centerpiece, able to hold fuller arrangements without overwhelming the space. The largest size transform into impressive floor vase, ideal for larger spaces such as living rooms, hotel lobbies, and grand entryways. This vase are crafted to hold larger branches or decorations, becoming statement pieces within the interior. Available in smooth, matte finishes of Birch and Black, the Sunao Slim vases are meticulously crafted from ceramic and hand-glazed to create a soft, tactile surface. This artisanal process lends unique character to each piece, with subtle color variations that make every vase distinct. With a fully glazed interior, Sunao Slim is not only beautiful but highly functional, as it's entirely waterproof and suited for fresh flowers, branches, or as a striking standalone sculpture. Rooted in simplicity and nature, Sunao Slim combines elegance and utility, serving as both a functional vessel and a timeless work of art in any space. Designed by Kristian Sofus Hansen & Tommy Hyldahl.



SUNAO VASE, SLIM HEXA
BLACK NO. 251085



SUNAO VASE, SLIM MINI
BLACK NO. 251086



SUNAO VASE, SLIM PETIT
BLACK NO. 251087

ATSU CHAIR - NATURAL OAK

Introducing the Atsu Dining Chair, a striking minimalistic design inspired by traditional Chinese chairs and meticulously crafted from FSC-certified American Red Oak. Handmade by skilled craftsmen, each piece of the Atsu Chair ensures flawless execution with seamless connections between each component, exuding a minimal and clean aesthetic. The Atsu's asymmetrical structure serves as a sculptural statement, using massive oak planks forming one front leg and the centre backrest. This intentional design choice disrupts conventional viewpoints and challenges the observer to engage with the chair in a dynamic way. To truly appreciate its form, you are encouraged to move around the piece, exploring its unique characteristics much like you would move around a sculpture or an art piece. While the chair features a thick, voluminous presence, it maintains a refined minimal aesthetic. The name "Atsu," derived from the Japanese word meaning "heavy" or "strong," perfectly embodies its visual weight and sense of balance, creating a harmonious blend of heft and lightness. Designed by Kristian Sofus Hansen & Tommy Hyldahl.



ATSU CHAIR - NATURAL OAK

NO. 251044

MARU PENDANT Named after the Japanese word for circle or circumference, Maru is a striking geometric design inspired by minimalism art. Maru showcases two meticulously crafted aluminum circles, each installed with a warm LED light that illuminates the inner part of the circular form. The simplicity of the geometric design not only adds a modern touch but also enhances the versatility of these pendants. A moveable joint on each side of the circles enables the inner circle to turn around inside the other, adding a layer of flexibility to the pendant. Ideal for playful arrangements, several pendants can be grouped together to create a dynamic light display, or they can hang as sculptural pendant by itself.



Maru comes in two sizes to suit a wide range of interior schemes. Available in two finishes, Maru comes in a striking mirror chrome finish, adapting its surroundings with a certain fluidity, and a sophisticated Burned Black that adds distinct sculptural aesthetic to the interior. The Maru collection harmoniously blend geometric simplicity with a warm ambience. Whether used individually or in a group, these pendants invite creativity and offer a timeless elegance that complements any setting. Designed by Kristian Sofus Hansen & Tommy Hyldahl.



MARU PENDANT
CHROME

MINI
NO. 251023



MARU PENDANT
CHROME

BIG
NO. 251022



MARU PENDANT
BURNED BLACK

MINI
NO. 251025



MARU PENDANT
BURNED BLACK

BIG
NO. 251024



BRUTUS DINING CHAIR - NATURAL OAK

NO. 251040

BRUTUS DINING CHAIR - NATURAL OAK

Inspired by the Brutalist architecture movement of the mid-20th century, the Brutus collection is reimagined in solid oak with a natural finish, highlighting the raw beauty and timeless appeal of the material itself. Featuring a lounge chair, coffee table and two dining chairs, each piece is carefully crafted to showcase the interplay between architectural strength and organic warmth. The solid oak construction enhances the sculptural quality of each design, where sharp, defined lines meet gentle curves of the backrests and armrests. This balance of hard and soft creates a visual dynamic, making the Brutus collection both striking and approachable. The natural finish allows the wood's grain and texture to shine, offering a refined yet raw aesthetic that evolves beautifully over time. Made from FSC-certified American Red Oak, each piece in the Brutus collection is hand-made by skilled craftsmen. Ensuring a flawless execution with seamless connections between various components, the Brutus furniture exudes minimal and clean aesthetics. Each piece in the Brutus collection stands as a statement of craftsmanship and design, seamlessly merging architectural precision with the inviting warmth of natural oak. Designed by Kristian Sofus Hansen & Tommy Hyldahl.




REFLECT TABLE LAMP

This refined small table lamp seamlessly blends minimalist design with versatile functionality, offering an ideal lighting solution for modern interiors. The lamp's sleek silhouette is constructed from a slim, rectangular metal cage with a mirror chrome finish, housing a concealed E14 socket. A white opal glass lid sits above the socket, gently diffusing the light and directing it toward a circular metal reflector positioned on a slender metal pipe. Featuring a moveable joint at the connection between the pipe and the reflector, the lamp allows for personalized light adjustments. Direct the screen downward for a cozy, atmospheric glow, or turn it upwards to brighten the room, perfect for highlighting objects or enhancing spatial features. This thoughtfully designed lamp adds both functionality and elegance to any setting, capturing a balance of light and form. Designed by Kristian Sofus Hansen & Tommy Hyldahl.



REFLECT TABLE LAMP
CHROME

NO. 251021



BRUTUS SLIM DINING CHAIR - NATURAL OAK

Inspired by the Brutalist architecture movement of the mid-20th century, the Brutus collection is reimagined in solid oak with a natural finish, highlighting the raw beauty and timeless appeal of the material itself. Featuring a lounge chair, coffee table and two dining chairs, each piece is carefully crafted to showcase the interplay between architectural strength and organic warmth. The solid oak construction enhances the sculptural quality of each design, where sharp, defined lines meet gentle curves of the backrests and armrests. This balance of hard and soft creates a visual dynamic, making the Brutus collection both striking and approachable. The natural finish allows the wood's grain and texture to shine, offering a refined yet raw aesthetic that evolves beautifully over time. Made from FSC-certified American Red Oak, each piece in the Brutus collection is hand-made by skilled craftsmen. Ensuring a flawless execution with seamless connections between various components, the Brutus furniture exudes minimal and clean aesthetics. Each piece in the Brutus collection stands as a statement of craftsmanship and design, seamlessly merging architectural precision with the inviting warmth of natural oak. Designed by Kristian Sofus Hansen & Tommy Hyldahl.



BRUTUS SLIM DINING CHAIR - NATURAL OAK

NO. 251043



BIG FOOT BENCH, PETIT - NUBUCK

NO. 251019

BIG FOOT BENCH PETIT

The Big Foot Collection, a nod to the innovative spirit of 1970s futuristic design and the space age era, redefines seating with its array of benches and stools. Infused with the raw, unrefined charm of brutalist architecture and the finesse of contemporary sculpture, this collection stands out with its impactful design language. The pieces are more than just furniture - they are a harmonious blend of functional artistry and luxurious comfort. At the heart of each item in the collection are the cylindrical legs, which exude modern sophistication, making each piece a distinctive icon of style. Their unique charisma effortlessly distinguishes them, ensuring they are not just furniture, but conversation starters and statement pieces in any living space. The Big Foot Collection transcends the ordinary, offering unparalleled aesthetic appeal, practicality, and portability. It's where visionary design meets meticulous craftsmanship. The Big Foot Bench Petit is a stunning blend of elegance and comfort, available in three luxurious upholstery options: Soft Sandshell Sheepskin, cozy boucle, and the sleek new Nubuck leather. Thoughtfully designed by Kristian Sofus Hansen & Tommy Hyldahl, it's a timeless piece that elevates any space with its sophisticated charm.



BRUTUS LOUNGE CHAIR
NATURAL OAK

NO. 251041



BRUTUS COFFEE TABLE
NATURAL OAK

NO. 251042

BRUTUS LOUNGE CHAIR & COFFEE TABLE - NATURAL OAK

Inspired by the Brutalist architecture movement of the mid-20th century, the Brutus collection is reimagined in solid oak with a natural finish, highlighting the raw beauty and timeless appeal of the material itself. Featuring a lounge chair, coffee table and two dining chairs, each piece is carefully crafted to showcase the interplay between architectural strength and organic warmth. The solid oak construction enhances the sculptural quality of each design, where sharp, defined lines meet gentle curves of the backrests and armrests.



This balance of hard and soft creates a visual dynamic, making the Brutus collection both striking and approachable. The natural finish allows the wood's grain and texture to shine, offering a refined yet raw aesthetic that evolves beautifully over time. Made from FSC-certified American Red Oak, each piece in the Brutus collection is handmade by skilled craftsmen. Ensuring a flawless execution with seamless connections between various components, the Brutus furniture exudes minimal and clean aesthetics. Each piece in the Brutus collection stands as a statement of craftsmanship and design, seamlessly merging architectural precision with the inviting warmth of natural oak. Designed by Kristian Sofus Hansen & Tommy Hyldahl.

WABI GLASS VASES

Wabi vases is inspired by the thought of Wabi-Sabi, the aesthetic that finds beauty in things imperfect and incomplete. Each vase in the Wabi collection embraces this philosophy, celebrating the organic and uneven shapes that give them a unique character and charm. Wabi vases is meticulously shaped from mouth-blown glass, where the glass is heated to 1500 degrees before being placed inside a custom mould. Air is blown into the glass to make it expand and achieve the iconic Wabi form. Afterward, it's taken out of the mould and placed inside an oven for tempering, with the top opening cut even and polished afterwards. Finally the vase is spray painted to achieve the signature Smoked Forest color. The collection consists of two sizes, each thoughtfully designed to bring a touch of nature into your home. The Smoked Forest color enhances the natural, earthy feel of the vases, creating a warm and calming presence in any space. The irregular contours and soft lines of the Wabi vases reflect the imperfections found in nature, encouraging us to find beauty in the everyday and the imperfect. Whether displayed individually or as a group, these vases can complement a variety of interior styles. Designed by Kristian Sofus Hansen & Tommy Hyldahl.



WABI VASE
SMOKED FOREST NO. 251033



WABI VASE
SMOKED FOREST MEDIO NO. 251032



CROWN TABLE GLASS COLLECTION Where timeless elegance meets architectural inspiration in mouth-blown glass. Each table is a single, sculptural piece, featuring a circular tabletop supported by four merged cylindrical legs. Drawing from the raw forms of Brutalist architecture, the design highlights the beauty of columns while embracing minimalist aesthetics. Available in two sizes and two unique colors. Crafted from mouth-blown glass heated to 1500 degrees, the table takes shape in a custom mold before being tempered for strength. The base is precision-cut, and the inner surface spray-painted for its signature color. The glass table is mounted on a sturdy wooden base with internal metal support, ensuring both stability and durability. With its sculptural form and refined craftsmanship, the Crown Table is a striking yet versatile piece, perfect for elevating both residential and commercial spaces. Designed by Kristian Sofus Hansen & Tommy Hyldahl.



CROWN TABLE
SMOKED FOREST

TALL
NO. 251004



CROWN TABLE
SMOKED FOREST

LOW
NO. 251003



SUNAO VASE FAT

Sunao, the Japanese word for being honest, is all about the simplicity and timeless beauty of classic vase design. Building on the essence of the original Sunao collection, the Sunao Vase Fat series introduces a distinctive shape that retains the recognizable Sunao silhouette but with a wider, lower profile. This collection offers 2 sizes, making it versatile for different functions and interior placements. The smallest size is a petit, decorative vase, ideal for single stems or small floral arrangements, adding a touch of subtle elegance to a bedside table, shelf, or kitchen nook. Moving up in size, the mini option provide



SUNAO VASE, FAT PETIT
BLACK NO. 251093



SUNAO VASE, FAT MINI
BLACK NO. 251092



SUNAO VASE FAT PETIT
BIRCH NO. 251090



SUNAO VASE FAT MINI
BIRCH NO. 251089



a balanced presence, perfectly suited for coffee tables, console tables, or as a dining table centrepiece, able to hold fuller arrangements without overwhelming the space. In smooth Birch and Black finishes, each piece is crafted from high-quality materials, hand-glazed for a unique matte texture that highlights the natural beauty of the form. The Sunao Vase Fat collection combines functionality with refined simplicity, offering a sculptural and elegant touch to any space. Designed by Kristian Sofus Hansen & Tommy Hyldahl.



CROWN TABLE TALL
SMOKED DESERT NO. 251002



CROWN TABLE LOW
SMOKED DESERT NO. 251001

CROWN TABLE GLASS COLLECTION Where timeless elegance meets architectural inspiration in mouth-blown glass. Each table is a single, sculptural piece, featuring a circular tabletop supported by four merged cylindrical legs. Drawing from the raw forms of Brutalist architecture, the design highlights the beauty of columns while embracing minimalist aesthetics. Available in two sizes and two unique colors. Crafted from mouth-blown glass heated to 1500 degrees, the table takes shape in a custom mold before being tempered for strength. The base is precision-cut, and the inner surface spray-painted for its signature color. The glass table is mounted on a sturdy wooden base with internal metal support, ensuring both stability and durability. With its sculptural form and refined craftsmanship, the Crown Table is a striking yet versatile piece, perfect for elevating both residential and commercial spaces. Designed by Kristian Sofus Hansen & Tommy Hyldahl.

SAHN CHANDELIER CHROME

The Sahn Chandelier in a striking chrome finish, draws inspiration from 70s futuristic design and space-age aesthetics. This timeless chandelier is designed for versatility, with each arm and lampshade capable of twisting and turning to create dynamic, sculptural lighting tailored to your space. The chrome exterior exudes modern sophistication, while the inside of each lampshade is coated in a warm white color tone, to enhance illumination with a soft, inviting glow. Named after the Japanese word for "three," the Sahn Chandelier is defined by its trio of distinct lampshades, each offering a unique light experience. Together, they bring depth, movement, and a playful character to this iconic design. Designed by Kristian Sofus Hansen & Tommy Hyldahl.





TRUMPET TABLE The Trumpet Table, inspired by the bold aesthetics of the 1970s, combines clean geometric forms with a striking trumpet-shaped silhouette. Crafted entirely in glass, it features a smooth, circular tabletop and elegantly flared base, creating a sense of lightness and fluidity. The table's glossy surface subtly catches and reflects light, adding warmth and visual depth, making it an eye-catching piece in any space. Available in two unique colors, Smoked Forest is a transparent dark color with a slight hint of green. Smoked Desert features a unique warm grey color tone with a translucency that almost imitates a fog-like appearance, its versatile design makes the Trumpet an ideal statement for a variety of settings, from living rooms and bedrooms to hotel suites, restaurants, and bars. Each Trumpet Table is meticulously formed from mouth-blown glass, where the material is heated to 1500 degrees before being shaped inside a custom mold. Air is then blown into the glass to achieve the iconic trumpet form, and afterwards taken out of mold to place inside an oven for tempering. Finally, the base is cut to stand even on the floor and the inner surface is spray painted to achieve the signature color. This beautifully crafted glass table is mounted onto a wooden base with internal metal support, enhancing both stability and durability. The Trumpet Table's sculptural presence and high-quality craftsmanship make it an elegant yet playful addition to both residential and commercial interiors, celebrating modern simplicity. Designed by Kristian Sofus Hansen & Tommy Hyldahl.



TRUMPET TABLE
SMOKED FOREST

LOW
NO. 251009



TRUMPET TABLE
SMOKED FOREST

TALL
NO. 251010



BAKKU VASE Introducing the Bakku Glass Vase Collection, a celebration of organic beauty inspired by Japanese aesthetics. The name "Bakku," meaning "bag," perfectly captures the essence of this unique vase, which features a shape reminiscent of a collapsing bag. Crafted to highlight the beauty of imperfections, each vase in the Bakku collection embraces fluidity and form, adding a touch of artistic elegance to any space. Each Bakku vase is meticulously formed from mouth-blown glass, where the glass is heated to 1500 degrees before being shaped inside a custom mould. Air is then blown into the glass to achieve the iconic Bakku form. Afterward, it's taken out of the mould and placed inside an oven for tempering, with the top opening cut even and polished. Finally, the vase is spraypainted to achieve the signature Smoked Forest colour. Available in two sizes, the mini vase is ideal for a delicate arrangement of flowers on a dining table or as a charming accent on a console or coffee table. For those looking to make a bold statement, the larger vase is perfect for displaying vibrant blooms or striking branches. Place it on a coffee table to create an eye-catching focal point, or let it stand alone on the floor as a stunning glass sculpture. The Bakku vases come in a painted Smoked Forest colour, a transparent dark hue with a subtle hint of bronze, bringing depth and sophistication to your décor. Elevate your interior with the Bakku collection, where artistry and nature converge in perfect harmony. Designed by Kristian Sofus Hansen & Tommy Hyldahl.



BAKKU VASE MEDIO - SMOKED FOREST NO. 251036



BAKKU VASE BIG - SMOKED FOREST NO. 251037





TEMPLE COFFEE TABLE LIMESTONE & CHROME Rich in architectural references, the Temple Coffee Tables evoke the elegance of architectural facades, creating a play of tactile and reflective surfaces. Featuring a hollow metal base with a chrome mirror finish, the base interacts with its surroundings and creates the impression of a floating rock. The table features two staggered blocks, emphasizing a dynamic contrast between tactile and polished surfaces. The tabletop, made from natural limestone, remains a striking contrast to the sleek mirror chrome base.

Exuding exceptional craftsmanship, the raw finish each side is made by hand carving, while the smooth top surface is polished by machine and afterwards treated with a water-based sealer for improved durability. The combination of materials brings out both visual depth and balance. Available in two sizes, Temple Coffee Tables is a versatile product suitable for use as coffee tables, side tables, or plinths to display objects. The natural stone top retains its unique characteristics, showcasing subtle imperfections that celebrate the beauty of the material. Designed by Kristian Sofus Hansen & Tommy Hyldahl.



TEMPLE COFFEE TABLE
LIMESTONE / CHROME



TALL
NO. 251038

TEMPLE COFFEE TABLE
LIMESTONE / CHROME

LOW
NO. 251039

HI-HAT KNOBS The playful Hi-Hat knobs invite you to experience the harmony of sound and design, evoking the essence of a symphony. From the shimmer of a classic cymbal to the bold resonance of swinging brass, each knob captures the spirit of music. Crafted from durable iron and available in a stunning range of finishes - plated brass, burnished black, brushed steel, plated bronze, and sleek new chrome - they bring a touch of warmth, sophistication, and modern elegance to any space. Whether adorning a wall, kitchen, or furniture, these knobs effortlessly blend artistry and function. Each set of two knobs is thoughtfully designed with two mounting options, allowing them to be easily affixed to a wall or furniture front. Designed by the visionary duo Kristian Sofus Hansen & Tommy Hyldahl, these knobs are more than just functional - they are a celebration of craftsmanship and creativity.



HIHAT KNOBS
CHROME

MINI
NO. 251051




HIHAT KNOBS
CHROME

MEDIO
NO. 251052



HIHAT KNOBS
CHROME

MAXI
NO. 251053





TOE FLAT ARMCHAIR Introducing the Toe Flat Armchair, an ode to 70s futuristic design, reimagined into a modern full-upholstery lounge chair. With its striking silhouette, the Toe Flat Armchair features thick and soft upholstery with seamless connections between the different elements, crafting a voluminous and minimalistic shape. A smooth oval-shaped armrest adds both visual intrigue and invites to relaxation, supporting the arms with a soft yet sturdy feel. The sculptural quality of the Toe Flat Armchair transforms it into an artistic centrepiece in any room, while a meticulously balanced combination of premium foams ensures a high seating comfort. Embodying both the aesthetics of the 70s space age and the luxury of modern craftsmanship, the Toe Flat Armchair offers a distinct, elevated experience in lounge seating. For an enhanced relaxation experience, pair it with the Toe Ottoman to elevate your seating comfort and invite a full lounging experience. Designed by Kristian Sofus Hansen & Tommy Hyldahl.



TOE ARMCHAIR FLAT
BOUCLE

OFF WHITE
NO. 251011



TOE ARMCHAIR FLAT
BOUCLE

DEEP TAUPE
NO. 251012



TOE ARMCHAIR FLAT
SHEEPSKIN

SANDSHELL
NO. 251013



STINGRAY CHANDELIER
BURNED BLACK

NO. 251027



STINGRAY CHANDELIER
BURNED BLACK

GRANDE
NO. 251028

STINGRAY Drawing inspiration from the graceful Stingray fish, the Stingray lampshade masterfully balances soft, flowing curves with sharp, dynamic edges. Its floating silhouette becomes the captivating centerpiece of the Stingray collection, showcased in two elegant chandeliers, a refined table lamp, and a striking floor lamp. Ingeniously designed, the lampshade subtly conceals or reveals the light source depending on your perspective, creating a versatile and artistic interplay of light and shadow. The Stingray chandelier is available in three exquisite finishes: Radiant brass, timeless bronze, and bold burned black - each offering a unique character and ambiance. Designed by Kristian Sofus Hansen & Tommy Hyldahl.



TOE OTTOMAN Elevate your lounge experience with the Toe Ottoman, a beautifully designed piece that effortlessly combines form and function. Its round, soft, and oval shape adds a sculptural quality reminiscent of a smooth stone, making it a striking addition to any interior setting. The design invites curiosity and interaction, encouraging a tactile experience that enhances your living space. Versatility is at the heart of the Toe Ottoman's design. Use it as an ottoman alongside the Toe Lounge Chair for a cohesive look, or as a standalone stool to enhance your lounge area, offering additional seating options for guests. The Toe Ottoman's adaptable nature makes it a valuable addition to both residential and commercial spaces, ensuring it fits seamlessly into any space. Crafted with a fully upholstered finish, the Toe Ottoman not only complements your decor but also invites comfort. Its meticulous construction features a combination of different layers of foam, providing exceptional support and cushioning. Whether you're enjoying a quiet moment with a book or entertaining friends, the Toe Ottoman delivers a plush seating experience that prioritizes your comfort and enriches any interior. Designed by Kristian Sofus Hansen & Tommy Hyldahl.



TOE OTTOMAN
BOUCLE

OFF WHITE
NO. 251047



TOE OTTOMAN
BOUCLE

DEEP TAUPE
NO. 251048



TOE OTTOMAN
SHEEPSKIN

SANDSHELL
NO. 251049

SUNAO VASE SLIM

Sunao, the Japanese word for being honest, is all about the simplicity and timeless beauty of classic vase design. Embracing this spirit, the Sunao Vase Slim collection introduces a sleek, slender profile that complements the original Sunao's iconic shape. Each vase in this collection is crafted to fit seamlessly into any interior style and comes in three thoughtfully sized versions. The smallest size is a petite, decorative vase, ideal for single stems or small floral arrangements, adding a touch of subtle elegance to a bedside table, shelf, or kitchen nook. Moving up in size, the mini options provide a balanced presence, perfectly suited for coffee tables, console tables, or as a dining table centerpiece, able to hold fuller arrangements without overwhelming the space. The largest size transform into impressive floor vase, ideal for larger spaces such as living rooms, hotel lobbies, and grand entryways. This vase are crafted to hold larger branches or decorations, becoming statement pieces within the interior. Available in smooth, matte finishes of Birch and Black, the Sunao Slim vases are meticulously crafted from ceramic and hand-glazed to create a soft, tactile surface. This artisanal process lends unique character to each piece, with subtle color variations that make every vase distinct. With a fully glazed interior, Sunao Slim is not only beautiful but highly functional, as it's entirely waterproof and suited for fresh flowers, branches, or as a striking standalone sculpture. Rooted in simplicity and nature, Sunao Slim combines elegance and utility, serving as both a functional vessel and a timeless work of art in any space. Designed by Kristian Sofus Hansen & Tommy Hyldahl.



SUNAO VASE, SLIM
BIRCH

HEXA
NO. 251082



SUNAO VASE, SLIM
BIRCH

MINI
NO. 251083



SUNAO VASE, SLIM
BIRCH

PETIT
NO. 251084

TRUMPET TABLE

The Trumpet Table, inspired by the bold aesthetics of the 1970s, combines clean geometric forms with a striking trumpet-shaped silhouette. Crafted entirely in glass, it features a smooth, circular tabletop and elegantly flared base, creating a sense of lightness and fluidity. The table's glossy surface subtly catches and reflects light, adding warmth and visual depth, making it an eye-catching piece in any space. Available in two unique colors, Smoked Forest is a transparent dark color with a slight hint of green. Smoked Desert features a unique warm grey color tone with a translucency that almost imitates a fog-like appearance, its versatile design makes the Trumpet an ideal statement for a variety of settings, from living rooms and bedrooms to hotel suites, restaurants, and bars.



TRUMPET TABLE
SMOKED DESERT



TALL
NO. 251008 TRUMPET TABLE
SMOKED DESERT

LOW
NO. 251007

Each Trumpet Table is meticulously formed from mouth-blown glass, where the material is heated to 1500 degrees before being shaped inside a custom mold. Air is then blown into the glass to achieve the iconic trumpet form, and afterwards taken out of mold to place inside an oven for tempering. Finally, the base is cut to stand even on the floor and the inner surface is spray painted to achieve the signature color. This beautifully crafted glass table is mounted onto a wooden base with internal metal support, enhancing both stability and durability. The Trumpet Table's sculptural presence and high-quality craftsmanship make it an elegant yet playful addition to both residential and commercial interiors, celebrating modern simplicity. Designed by Kristian Sofus Hansen & Tommy Hyldahl.



BEETLE PORTABLE LAMP

The Beetle Portable Lamp is a sculptural blend of minimalism and artful elegance, perfect for adding a cozy glow to any space. Its distinctive design features a curved metal lampshade in a mirror chrome finish, which elegantly rests atop five rectangular marble legs. Crafted from a unique crystalized marble, these legs subtly allow light to seep through, radiating a warm, ambient glow that brings a cozy atmosphere to your surroundings. Inside the lampshade, an integrated LED light with a colour temperature of 2400K gently illuminates the space beneath, enhancing Beetle's charm. Designed with versatility in mind, Beetle is fully portable, featuring a rechargeable battery and a dimmer with three adjustable light levels, allowing you to customize the mood. Its portability makes it ideal for various spaces around the home, whether perched on a bookshelf, placed in a window, or moved to different spots to cast a cozy glow. The name Beetle draws from its structure, where the rounded, smooth lampshade rests atop the sturdy marble legs, echoing the iconic form of a beetle. This table lamp captures the essence of 80s minimalist art, delivering a clean, sculptural aesthetic that seamlessly fits in modern interiors. Designed by Kristian Sofus Hansen & Tommy Hyldahl.



BEETLE PORTABLE LAMP
CHROME

NO. 251020





FOKU Inspired by the shapes of traditional Japanese garden tools, Foku is a full upholstery lounge chair made of simple geometric shapes merged into a sculptural furniture design. Foku meaning fork in Japanese, is a reference to the traditional rake tools used in Japanese Zen gardens for centuries. The fork, used to gently create minimalist lines and waves in the sand, is reinterpreted into the fluted seat of the Foku Chair. Several layers of carefully chosen foam types are combined to ensure a soft and highly comfortable seating experience, as well as emphasizing the sculptural and voluminous shapes of the chair. Combine several Foku Chairs to create a sofa lounge seating. Each Foku Chair includes two metal brackets, which can be mounted underneath the legs with a small screw. Foku comes in three colours Bouclé, Off-White, Deep Taupe and in the new colour Smoked Sand. Bouclé is known for its unique looped and curled yarn, adds a tactile, visually engaging texture that complements the chair's aesthetic. The Foku Chair is also available in two versions, featuring premium Sunproof fabric. This fabric is highly resistant to stains, water, and sunlight, making it very easy to clean as well. Designed by Kristian Sofus Hansen & Tommy Hyldahl.



FOKU LOUNGE CHAIR - SMOKED SAND

NO. 251018



URCHIN PLANT POT BEEHIVE **BIG**
NO. 251063




URCHIN PLANT POT BEEHIVE **MEDIO**
NO. 251064



URCHIN PLANT POT BEEHIVE **MINI**
NO. 251065



URCHIN PLANT POT BEEHIVE **PETIT**
NO. 251066



URCHIN PLANTPOT Inspired by the unique shape of a sea urchin, the Urchin collection features a large oval pot elegantly positioned on three characteristic legs. This innovative design reimagines the traditional plant pot saucer, incorporating a waterproof base that captures excess water while allowing your plants to breathe. Each plant pot showcases our distinctive Beehive texture, highlighting a tactile and organic surface. Crafted from casts of shellfish found along the shore, the Urchin vases are a celebration of nature and the beauty of time standing still. The Urchin collection is available in four sizes, with each piece consisting of a plant pot and a matching saucer. Both components are waterproof, and a small drainage hole in the bottom of the pot ensures optimal water and air flow for your plants. Designed by Kristian Sofus Hansen & Tommy Hyldahl.

DROP CHANDELIER BULB, GRANDE

The Drop Chandelier Bulb is an elegant fusion of modern minimalism and classic Art Deco chandeliers. Featuring a series of perfectly round matte white opal glass lampshades, this chandelier offers a serene and inviting light. The opal glass, softly translucent, diffuses the warm glow evenly, creating a gentle and ambient illumination that bathes the room in a calming atmosphere. The design is defined by the purity of its spherical lampshades, which contrast elegantly with the sleek, minimalistic metal structure. Drawing influence from the grandeur of Art Deco chandeliers, the Drop Chandelier Bulb simplifies this aesthetic, stripping away ornate details in favor of clean lines and balanced proportions. The result is a chandelier that feels timeless yet contemporary, where simplicity enhances the elegance. The metal arms, delicately holding each glass sphere, are thoughtfully arranged to create an effortless composition, allowing the chandelier to serve as both a functional light source and an eye-catching sculptural element. The warm light emitted through the matte glass offers a soft, diffused radiance, ideal for creating a welcoming



atmosphere in living spaces, dining areas, or open interiors. With its seamless blend of rounded forms and refined metallic details, the Drop Chandelier Bulb is an understated statement piece that brings a sense of harmony and quiet sophistication to any room. Its balanced design makes it suitable for a wide range of interior styles, offering both a nod to vintage glamour and a clean, modern aesthetic. Designed by Kristian Sofus Hansen & Tommy Hyldahl.

DROP CHANDELIER BULB GRANDE NO. 251029



ENKEI TRAY RECTANGULAR is more than just a tray; it's a statement piece that celebrates the timeless beauty of Silver Travertine. Crafted with meticulous care, each tray reveals the unique natural patterns and textures of the stone, creating a harmonious blend of sleek geometry and organic elegance. The rectangular design offers both functional versatility and an aesthetic appeal that elevates any setting. Perfect for presenting tapas, hors d'oeuvres, or an elegant array of treats, the Enkei Tray Rectangular exudes a subtle sophistication. Its minimalist form highlights the raw beauty of travertine, making it a stunning centerpiece that complements



ENKEI TRAY RECTANGULAR
EARTH

MINI
NO. 251062



ENKEI TRAY RECTANGULAR
EARTH

MEDIO
NO. 251061

both modern and classic interiors. Pair it with Enkei's other pieces for a cohesive, curated look that transforms your dining experience. With the durability of Silver Travertine, this tray is not only a beautiful addition but also a lasting one - designed to be cherished across generations. Enkei's Tray Rectangular is ideal for those who appreciate the art of understated luxury and the allure of natural materials. Designed by Kristian Sofus Hansen & Tommy Hyldahl.

COLLECTION OVERVIEW

Step into a world of elegance and craftsmanship with our beautifully curated collection. From breathtaking chandeliers to sleek wall lamps, floor and table lighting, every piece is designed to illuminate your space with style. Explore our furniture selection, featuring luxurious lounge chairs, timeless dining and side tables, and versatile podiums that blend functionality with art. Enhance your living spaces with our exquisite decorative accents: refined knobs, striking candleholders, modern plant pots, and captivating vases that serve as true statement pieces. Each item is crafted to bring character and charm to any room. Turn the page to discover a complete overview of our collection and find the perfect pieces to transform your home! a home and a room into a masterpiece.

LIGHTING



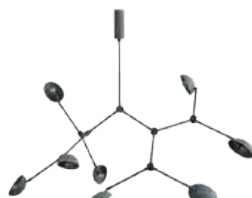
DROP CHANDELIER
BRONZE
L154 / W121 / H73 CM

NO 214022
NO 249014 - 5M CORD



DROP CHANDELIER
BRASS
L154 / W121 / H73 CM

NO 110049
NO 249015 - 5M CORD



DROP CHANDELIER
OXIDIZED
L154 / W121 / H73 CM

NO 111098



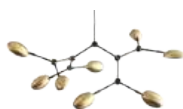
DROP CHANDELIER
BURNED BLACK
L154 / W121 / H73 CM

NO 204001
NO 249002 - 5M CORD



DROP CHANDELIER
MINI - BRONZE
L111 / W78,5 / H54 CM

NO 214023
NO 249006 - 5M CORD



DROP CHANDELIER
MINI - BRASS
L111 / W78,5 / H54 CM

NO 203040
NO 249003 - 5M CORD



DROP CHANDELIER
MINI - OXIDIZED
L111 / W78,5 / H54 CM

NO 211001



DROP CHANDELIER
MINI - BURNED BLACK
L111 / W78,5 / H54 CM

NO 214021
NO 249005 - 5M CORD



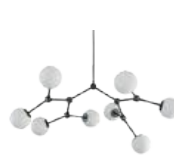
DROP CHANDELIER
BULP GRANDE - GREY
L126 / W105 / H21 CM

NO 251029 - 5M CORD



DROP CHANDELIER
BULP - GREY
L157 / W115 / H85 CM

NO 111093
NO 249004 - 5M CORD



DROP CHANDELIER
BULP MINI - GREY
L97 / W71 / H55 CM

NO 193004
NO 249012 - 5M CORD



DROP WALL LAMP
BULP - GREY
L18 / W18 / H66 CM

NO 203042



MARU PENDANT, MINI
CHROME
L23 / W17 / H32 CM

NO 251023 - 5M CORD



MARU PENDANT, BIG
CHROME
L41 / W36 / H51 CM

NO 251022 - 5M CORD



MARU PENDANT, MINI
BURNED BLACK
L23 / W17 / H32 CM

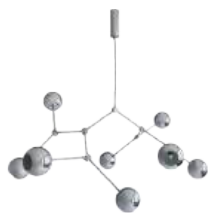
NO 251025 - 5M CORD



MARU PENDANT, BIG
BURNED BLACK
L41 / W36 / H51 CM

NO 251024 - 5M CORD

LIGHTING



**DROP CHANDELIER
GLOBE - CHROME**
L150 / W120 / H85 CM

NO 242011
NO 249018 - 5M CORD



**DROP CHANDELIER
GLOBE MINI - CHROME**
L95 / W70 / H55 CM

NO 242012
NO 249017 - 5M CORD



**DROP CHANDELIER
GLOBE - BURNED BLACK**
L150 / W120 / H85 CM

NO 243001



**DROP CHANDELIER
GLOBE MINI - BURNED BLACK**
L95 / W70 / H55 CM

NO 243002



**STINGRAY CHANDELIER
BRASS**
L152 / W121 / H70 CM

NO 213054
NO 249008 - 5M CORD



**STINGRAY CHANDELIER
BRONZE**
L152 / W121 / H70 CM

NO 213055
NO 249013 - 5M CORD



**STINGRAY CHANDELIER
BURNED BLACK**
L152 / W121 / H70 CM

NO 251027 - 5M CORD



**STINGRAY CHANDELIER
GRANDE - BRONZE**
L177 / W142 / H70 CM

NO 223023
NO 249009 - 5M CORD



**STINGRAY CHANDELIER
GRANDE - BURNED BLACK**
L177 / W142 / H70 CM

NO 251028 - 5M CORD



**GHOST CHANDELIER,
BIG - CHROME**
L155 / W82 / H50 CM

NO 242013



**GHOST CHANDELIER,
MINI - CHROME**
L116 / W62 / H40 CM

NO 242014



**GHOST CHANDELIER,
BIG - BURNED BLACK**
L155 / W82 / H50 CM

NO 243003



**GHOST CHANDELIER,
MINI - BURNED BLACK**
L116 / W62 / H40 CM

NO 243004



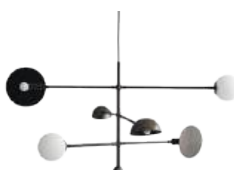
**GHOST CHANDELIER,
BIG - BRONZE**
L155 / W82 / H52 CM

NO 233011
NO 249016 - 5M CORD



**GHOST CHANDELIER,
MINI - BRONZE**
L116 / W62 / H38 CM

NO 233012
NO 249010 - 5M CORD



**SAHN CHANDELIER
BRONZE**
L125 / W125 / H58 CM

NO 223026
NO 249007 - 5M CORD



**SAHN CHANDELIER
CHROME**
L125 / W125 / H58 CM

NO 251026 - 5M CORD

LIGHTING



**KUMO CHANDELIER
BIG - BRASS**
L100 / W80 / H88 CM

NO 243005
1 PCS



**KUMO CHANDELIER
MINI - BRASS**
L95 / W75 / H75 CM

NO 243006
1 PCS



**CURVE PENDANT
BRONZE**
L16 / W2 / H70 CM

NO 231056
NO 249011 - 5M CORD
1 PCS



**STICK WALL LAMP
BRONZE**
L11,5 / W5,7 / H30,5 CM

NO 231053
1 PCS



**STICK TABLE LAMP
BRONZE**
L10 / W6,1 / H30,5 CM

NO 231051
1 PCS



**NEON SIDE TABLE
BRONZE**
L25 / W25 / H48 CM

NO 233016
1 PCS



**BOW WALL LAMP, BIG
BRONZE**
L8 / W14 / H100 CM

NO 233015
1 PCS




**BOW WALL LAMP, MINI
BRONZE**
L5,5 / W10 / H50 CM

NO 233014
1 PCS



**BOW FLOOR LAMP
BRONZE**
L14 / W22 / H100 CM

NO 233013
1 PCS



BRONZE
L40 / W5,5 / H40 CM

NO 241021
1 PCS



**STINGRAY FLOOR LAMP
BRONZE**
L106 / W21 / H145 CM

NO 223025
1 PCS



**STINGRAY TABLE LAMP
BRONZE**
L56,5 / W21 / H53 CM

NO 223024
1 PCS



**BULL FLOOR LAMP
OXIDIZED**
L65 / W16 / H140 CM

NO 111094
1 PCS



**BULL TABLE LAMP
OXIDIZED**
L38 / W12 / H50 CM

NO 111095
1 PCS

LIGHTING



REFLECT TABLE LAMP
CHROME
L7 / W7 / H39 CM

NO 251021
1 PCS



BEETLE PORTABLE LAMP
CHROME / MARBLE
L32,3 / W9 / H20 CM

NO 251020
1 PCS



SITTING MAN, BIG
DARK GREY - CERAMIC
L22 / W13 / H70 CM

NO 223027
1 PCS



SITTING MAN, MINI
DARK GREY - CERAMIC
L16 / W9,5 / H42,5 CM

NO 223028
1 PCS



AD FLOOR LAMP
OXIDIZED
L60 / W12 / H62 CM

NO 111107
1 PCS



DUSK TABLE LAMP
OXIDIZED
L20 / W30 / H50 CM

NO 111089
1 PCS



DAWN FLOOR LAMP
OXIDIZED
L30 / W40 / H168 CM

NO 111088
1 PCS



BRUTALIST LAMP
GREY CONCRETE
L40 / W10 / H21 CM

NO 111150
1 PCS



COBRA TABLE LAMP
DARK GREY - CERAMIC
L17 / W9 / H35 CM

NO 231024
1 PCS



COBRA TABLE LAMP
SAND - CERAMIC
L17 / W9 / H35 CM

NO 231023
1 PCS



LE DEUX TABLE LAMP
SAND - CERAMIC
L32 / W15 / H14,5 CM

NO 231022
1 PCS



FUNGUS TABLE LAMP
SAND - CERAMIC
L33,5 / W33,5 / H35 CM

NO 231021
1 PCS

LIGHTING



CLAM WALL LAMP
BRASS
L14 / W22 / H26 CM

NO 214025
1 PCS



CLAM WALL LAMP
OXIDIZED
L14 / W22 / H26 CM

NO 214027
1 PCS



CLAM WALL LAMP
BURNED BLACK
L14 / W22 / H26 CM

NO 214026
1 PCS



CLAM WALL LAMP
BRONZE
L14 / W22 / H26 CM

NO 214024
1 PCS



CLAM TABLE LAMP
BRASS
L30 / W15 / H43,5 CM

NO 110046
1 PCS



CLAM TABLE LAMP
OXIDIZED
L30 / W15 / H43,5 CM

NO 110047
1 PCS



CLAM TABLE LAMP
BURNED BLACK
L30 / W15 / H43,5 CM

NO 110048
1 PCS



DUSK WALL LAMP
BURNED BLACK
L50 / W50 / H17,5 CM

NO 223022
1 PCS



THE MOON FLOOR LAMP
BRASS / MARBLE
L63 / W65 / H188 CM

NO 111105
1 PCS



TOTEM FLOOR LAMP
BRONZE
L50 / W22 / H165 CM

NO 223021
1 PCS



PIVOT TABLE LAMP
BRONZE
L10,5 / W10,5 / H19 CM

NO 211005
1 PCS



PEARL PENDANT
BRASS
L35 / W35 / H54,5 CM

NO 201008
1 PCS



PEARL FLOOR LAMP
BRASS
L40 / W39 / H140 CM

NO 201009
1 PCS



NO. 2 PENDANT
BRASS
L13,5 / W13,5 / H30 CM

NO 193019
1 PCS



NO. 2 PENDANT
BRONZE
L13,5 / W13,5 / H30 CM

NO 214028
1 PCS



PYGMY
E14
MATT PORCELAIN
L4,5 / W4,5 / H8 CM

NO 510202
1 PCS



PYGMY
E14
MATT PORCELAIN
L2,8 / W2,8 / H6,5 CM

NO 510201
1 PCS

KNOBS



HIHAT KNOBS MINI
SET OF 2
BURNED BLACK
L3,5 / W3,5 / H2,5 CM
NO 223001
4 SETS



HIHAT KNOBS MINI
SET OF 2
BRASS
L3,5 / W3,5 / H2,5 CM
NO 214061
4 SETS



HIHAT KNOBS MINI
SET OF 2
BRONZE
L3,5 / W3,5 / H2,5 CM
NO 214064
4 SETS



HIHAT KNOBS MINI
SET OF 2
BRUSHED STEEL
L3,5 / W3,5 / H2,5 CM
NO 223004
4 SETS



HIHAT KNOBS MINI
SET OF 2
CHROME
L3,5 / W3,5 / H2,5 CM
NO 251051
4 SETS



HIHAT KNOBS MEDIO
SET OF 2
BURNED BLACK
L4,5 / W4,5 / H2,5 CM
NO 223002
4 SETS



HIHAT KNOBS MEDIO
SET OF 2
BRASS
L4,5 / W4,5 / H2,5 CM
NO 214062
4 SETS



HIHAT KNOBS MEDIO
SET OF 2
BRONZE
L4,5 / W4,5 / H2,5 CM
NO 214065
4 SETS



HIHAT KNOBS MEDIO
SET OF 2
BRUSHED STEEL
L4,5 / W4,5 / H2,5 CM
NO 223005
4 SETS



HIHAT KNOBS MEDIO
SET OF 2
CHROME
L4,5 / W4,5 / H2,5 CM
NO 251052
4 SETS



HIHAT KNOBS MAXI
SET OF 2
BURNED BLACK
L6 / W6 / H3 CM
NO 223003
4 SETS



HIHAT KNOBS MAXI
SET OF 2
BRASS
L6 / W6 / H3 CM
NO 214063
4 SETS



HIHAT KNOBS MAXI
SET OF 2
BRONZE
L6 / W6 / H3 CM
NO 214066
4 SETS



HIHAT KNOBS MAXI
SET OF 2
BRUSHED STEEL
L6 / W6 / H3 CM
NO 223006
4 SETS



HIHAT KNOBS MAXI
SET OF 2
CHROME
L6 / W6 / H3 CM
NO 251053
4 SETS



TOE ARMCHAIR, FLAT
DEEP TAUPE
BOUCLÉ
L93 / W94 / H79 CM
NO 251012
1 PCS



TOE ARMCHAIR, FLAT
OFF WHITE
BOUCLÉ
L93 / W94 / H79 CM
NO 251011
1 PCS



TOE ARMCHAIR, FLAT
SANDSHELL
SHEEP SKIN
L93 / W94 / H79 CM
NO 251013
1 PCS



TOE OTTOMAN
DEEP TAUPE
BOUCLÉ
L60 / W45 / H37 CM
NO 251048
1 PCS



TOE OTTOMAN
OFF WHITE
BOUCLÉ
L60 / W45 / H37 CM
NO 251047
1 PCS



TOE OTTOMAN
SANDSHELL
SHEEP SKIN
L60 / W45 / H37 CM
NO 251049
1 PCS



**LOUNGE CHAIR OUTDOOR
COVER - SAND
SUNPROOF**
L75 / W95 / H115 CM
NO 251081
1 PCS



TOE CHAIR FLAT
WARM ASH
SUNPROOF
L75 / W92 / H75 CM
NO 251015
1 PCS



TOE CHAIR FLAT
TAUPE
SUNPROOF
L75 / W92 / H75 CM
NO 241002
1 PCS



TOE CHAIR FLAT
OFF WHITE
BOUCLÉ
L75 / W92 / H75 CM
NO 241001
1 PCS



TOE CHAIR FLAT
NUDE
NUBUCK
L75 / W92 / H75 CM
NO 242001
1 PCS



FOKU LOUNGE CHAIR
WARM ASH
SUNPROOF
L60 / W92 / H70 CM
NO 251016
1 PCS



FOKU LOUNGE CHAIR
TAUPE
SUNPROOF
L60 / W92 / H70 CM
NO 233002
1 PCS



FOKU LOUNGE CHAIR
OFF WHITE
BOUCLÉ
L60 / W92 / H70 CM
NO 233003
1 PCS



FOKU LOUNGE CHAIR
DEEP TAUPE
BOUCLÉ
L60 / W92 / H70 CM
NO 243015
1 PCS



FOKU LOUNGE CHAIR
SMOKED SAND
BOUCLÉ
L60 / W92 / H70 CM
NO 251018
1 PCS

FURNITURE



TOE CHAIR
OFF WHITE
BOUCLÉ
L70 / W80 / H72 CM
NO 223015
1 PCS



TOE CHAIR
SMOKED SAND
BOUCLÉ
L70 / W80 / H72 CM
NO 243013
1 PCS



TOE CHAIR
DEEP TAUPE
BOUCLÉ
L70 / W80 / H72 CM
NO 243014
1 PCS



TOE CHAIR
WHITE CHALK
LINEN
L70 / W80 / H72 CM
NO 231043
1 PCS



TOE CHAIR
SAND
LINEN
L70 / W80 / H72 CM
NO 244001
1 PCS



TOE CHAIR
NUDE
NUBUCK
L70 / W80 / H72 CM
NO 242002
1 PCS



TOE CHAIR
WHITE
SHEEPSKIN
L70 / W80 / H72 CM
NO 233052
1 PCS



TOE CHAIR
SANDSHELL
SHEEPSKIN
L70 / W80 / H72 CM
NO 244003
1 PCS



TOE CHAIR
TAUPE
SUNPROOF
L70 / W80 / H72 CM
NO 233051
1 PCS



TOE CHAIR
WARM ASH
SUNPROOF
L70 / W80 / H72 CM
NO 251014
1 PCS



BIG FOOT STOOL
OFF WHITE
BOUCLÉ
L38 / W38 / H43 CM
NO 241053
1 PCS



BIG FOOT STOOL
SMOKED SAND
BOUCLÉ
L38 / W38 / H43 CM
NO 244005
1 PCS



BIG FOOT STOOL
DEEP TAUPE
BOUCLÉ
L38 / W38 / H43 CM
NO 244006
1 PCS



BIG FOOT STOOL
WHITE CHALK
LINEN
L38 / W38 / H43 CM
NO 211002
1 PCS



BIG FOOT STOOL
SAND
LINEN
L38 / W38 / H43 CM
NO 244002
1 PCS



BIG FOOT STOOL
WHITE
SHEEP SKIN
L38 / W38 / H43 CM
NO 201018
1 PCS



BIG FOOT STOOL
SANDSHELL
SHEEP SKIN
L38 / W38 / H43 CM
NO 244004
1 PCS



BIG FOOT STOOL
WARM ASH
SUNPROOF
L38 / W38 / H43 CM
NO 251017
1 PCS



BIG FOOT STOOL
NUDE
NUBUCK
L38 / W38 / H43 CM
NO 242003
1 PCS

FURNITURE



BIG FOOT BENCH PETIT
OFF WHITE
BOUCLÉ
L70 / W40 / H47 CM
NO 241052
1 PCS



BIG FOOT BENCH PETIT
SANDSHELL
SHEEP SKIN
L70 / W40 / H47 CM
NO 243017
1 PCS



BIG FOOT BENCH PETIT
NUDE
NUBUCK
L70 / W40 / H47 CM
NO 251019
1 PCS



BIG FOOT BENCH
OFF WHITE
BOUCLÉ
L120 / W47 / H44 CM
NO 241051
1 PCS



BIG FOOT BENCH
WHITE
SHEEPSKIN
L120 / W47 / H44 CM
NO 221021
1 PCS



BIG FOOT BENCH
SANDSHELL
SHEEP SKIN
L120 / W47 / H44 CM
NO 243016
1 PCS



SCULPT STOOL
OFF WHITE
BOUCLÉ
L50 / W45 / H47 CM
NO 243011
1 PCS



SCULPT STOOL
CONCRETE
FIBER CONCRETE
L50 / W45 / H47 CM
NO 111155
1 PCS



CUSHION / SCULPT
COGNAC
LEATHER
L34 / W42 / H3 CM
NO 111154
1 PCS



TRIBU STOOL
COFFEE / WHITE CHALK
FIBER CONCRETE / LINEN
L40 / W40 / H47,5 CM
NO 231042
1 PCS



TRIBU BENCH
COFFEE / WHITE CHALK
FIBER CONCRETE / LINEN
L122 / W40 / H47,5
NO 231041
1 PCS



CROWN TABLE TALL
SMOKED FORREST
GLASS
L45 / W 45 / H50 CM
NO 251004
1 PCS



CROWN TABLE TALL
SMOKED DESERT
GLASS
L45 / W 45 / H50 CM
NO 251002
1 PCS



CROWN TABLE TALL
BONE WHITE
FIBER CONCRETE
L45 / W 45 / H50 CM
NO 247030
1 PCS



CROWN TABLE TALL
COFFEE
FIBER CONCRETE
L45 / W 45 / H50 CM
NO 247031
1 PCS



CROWN TABLE TALL
BURNED BLACK
METAL
L45 / W 45 / H50 CM
NO 221026
1 PCS



CROWN TABLE LOW
SMOKED FORREST
GLASS
L65 / W 65 / H41 CM
NO 251003
1 PCS



CROWN TABLE LOW
SMOKED DESERT
GLASS
L65 / W 65 / H41 CM
NO 251001
1 PCS



CROWN TABLE LOW
BONE WHITE
FIBER CONCRETE
L65 / W 65 / H41 CM
NO 214016
1 PCS



CROWN TABLE LOW
COFFEE
FIBER CONCRETE
L65 / W 65 / H41 CM
NO 247033
1 PCS



CROWN TABLE LOW
BURNED BLACK
METAL
L65 / W 65 / H41 CM
NO 221027
1 PCS



TRUMPET TABLE TALL
SMOKED FORREST
GLASS
L35 / W35 / H40 CM
NO 251010
1 PCS



TRUMPET TABLE TALL
SMOKED DESERT
GLASS
L35 / W35 / H40 CM
NO 251008
1 PCS



TRUMPET TABLE TALL
CALACATTA - COFFEE
MARBLE / FIBER CONCRETE
L35 / W35 / H40 CM
NO 247034
1 PCS



TRUMPET TABLE LOW
SMOKED FORREST
GLASS
L45 / W45 / H35 CM
NO 251009
1 PCS



TRUMPET TABLE LOW
SMOKED DESERT
GLASS
L45 / W45 / H35 CM
NO 251007
1 PCS



TRUMPET TABLE LOW
CALACATTA - COFFEE
MARBLE / FIBER CONCRETE
L45 / W45 / H35 CM
NO 247035
1 PCS

FURNITURE



**BRUTUS DINING
CHAIR - NATURAL OAK
WOOD**

L69 / W50 / H68 CM

NO 251040
1 PCS



**BRUTUS LOUNGE
CHAIR - NATURAL OAK
WOOD**

L92 / W63 / H65 CM

NO 251041
1 PCS



**BRUTUS COFFEE TABLE
NATURAL OAK
WOOD**

L60 / W60 / H36 CM

NO 251042
1 PCS



**ATSU CHAIR
NATURAL OAK
WOOD**

L46 / W56 / H79 CM

NO 251044
1 PCS



**BRUTUS SLIM DINING
CHAIR - NATURAL OAK
WOOD**

L43 / W53 / H78 CM

NO 251043
1 PCS



**BRUTUS DINING
CHAIR - COFFEE
FIBER CONCRETE**

L60 / W50 / H69 CM

NO 247006
1 PCS



**BRUTUS LOUNGE
CHAIR - COFFEE
FIBER CONCRETE**

L91 / W62 / H65 CM

NO 247007
1 PCS



**BRUTUS COFFEE TABLE
COFFEE
FIBER CONCRETE**

L60 / W60 / H36 CM

NO 247005
1 PCS



**BRUTUS STOOL
COFFEE
FIBER CONCRETE**

L60 / W30 / H54 CM

NO 214012
1 PCS



**BRUTUS SLIM DINING
CHAIR - COFFEE
FIBER CONCRETE**

L52 / W43 / H78,5 CM

NO 223011
1 PCS



**BRUTUS DINING
CHAIR - BONE WHITE
FIBER CONCRETE**

L60 / W50 / H69 CM

NO 221023
1 PCS



**BRUTUS LOUNGE
CHAIR - BONE WHITE
FIBER CONCRETE**

L91 / W62 / H65 CM

NO 221024
1 PCS



**BRUTUS COFFEE TABLE
BONE WHITE
FIBER CONCRETE**

L60 / W60 / H36 CM

NO 221025
1 PCS



**BRUTUS STOOL
BONE WHITE
FIBER CONCRETE**

L60 / W30 / H54 CM

NO 223014
1 PCS



**BRUTUS DINING
CHAIR - SAND
FIBER CONCRETE**

L60 / W50 / H69 CM

NO 212011
1 PCS



**BRUTUS LOUNGE
CHAIR - SAND
FIBER CONCRETE**

L91 / W62 / H65 CM

NO 212012
1 PCS



**BRUTUS COFFEE TABLE
SAND
FIBER CONCRETE**

L60 / W60 / H36 CM

NO 213030
1 PCS

FURNITURE & CUSHIONS



**BRUTUS DINING
CUSHION - TAUPE**
SUNPROOF
L44 / W36 / H3 CM

NO 234001
1 PCS



**BRUTUS LOUNGE
CUSHION - TAUPE**
SUNPROOF
L51 / W46 / H3 CM

NO 234002
1 PCS



ARTIST DINING TABLE
COFFEE
FIBER CONCRETE
L120 / W120 / H78 CM

NO 233008
1 PCS



ARC DINING TABLE
COFFEE
FIBER CONCRETE
L120 / W120 / H78 CM

NO 233004
1 PCS



ARTIST SIDE TABLE
COFFEE
FIBER CONCRETE
L44 / W44 / H51 CM

NO 241011
1 PCS



ARTIST SIDE TABLE
BONE WHITE
FIBER CONCRETE
L44 / W44 / H51 CM

NO 241012
1 PCS



PODIUM MAXI
COFFEE
FIBER CONCRETE
L30 / W30 / H80 CM

NO 212023
1 PCS



PODIUM MEDIO
COFFEE
FIBER CONCRETE
L30 / W30 / H55 CM

NO 212022
1 PCS



PODIUM MINI
COFFEE
FIBER CONCRETE
L30 / W30 / H30 CM

NO 212021
1 PCS



**TEMPLE COFFEE TABLE
LOW**
LIMESTONE
L40 / W42 / H35 CM

NO 241014
1 PCS



**TEMPLE COFFEE TABLE
TALL**
LIMESTONE
L33 / W32 / H50 CM

NO 241013
1 PCS



**TEMPLE COFFEE TABLE
LOW**
CHROME / LIMESTONE
L40 / W42 / H35 CM

NO 251039
1 PCS



**TEMPLE COFFEE TABLE
TALL**
CHROME / LIMESTONE
L33 / W32 / H50 CM

NO 251038
1 PCS



**PODIUM
MAXI**
LIMESTONE
L30 / W30 / H80 CM

NO 243012
1 PCS

FURNITURE



**BIG FOOT COFFEE
TABLE - BONE WHITE**
FIBER CONCRETE
L110 / W110 / H39 CM

NO 233007
1 PCS



BIG FOOT TABLE LOW
BONE WHITE
FIBER CONCRETE
L65 / W65 / H43 CM

NO 247004
1 PCS



BIG FOOT TABLE TALL
BONE WHITE
FIBER CONCRETE
L45 / W45 / H51 CM

NO 247003
1 PCS



**BIG FOOT COFFEE
TABLE - COFFEE**
FIBER CONCRETE
L110 / W110 / H39 CM

NO 212014
1 PCS



BIG FOOT TABLE LOW
COFFEE
FIBER CONCRETE
L65 / W65 / H43 CM

NO 247002
1 PCS



BIG FOOT TABLE TALL
COFFEE
FIBER CONCRETE
L45 / W45 / H51 CM

NO 247001
1 PCS



BIG FOOT BENCH
COFFEE
FIBER CONCRETE
L120 / W40 / H45

NO 212013
1 PCS



COLUMN TABLE
COFFEE
FIBER CONCRETE
L25 / W25 / H50 CM

NO 223016
1 PCS



COLUMN TABLE
BONE WHITE
FIBER CONCRETE
L25 / W25 / H50 CM

NO 247020
1 PCS



COLUMN TABLE
SAND
FIBER CONCRETE
L25 / W25 / H50 CM

NO 247021
1 PCS



TAIRU TABLE
CALACATTA - COFFEE
MARBLE / FIBER CONCRETE
L38 / W38 / H45 CM

NO 223096
1 PCS



PILLAR TABLE TALL
BRASS
METAL
L45 / W45 / H50 CM

NO 201024
1 PCS



PILLAR TABLE LOW
BRASS
METAL
L65 / W65 / H41 CM

NO 201023
1 PCS



PILLAR TABLE TALL
BURNED BLACK
METAL
L45 / W45 / H50 CM

NO 201026
1 PCS



PILLAR TABLE LOW
BURNED BLACK
METAL
L65 / W65 / H41 CM

NO 201025
1 PCS

FURNITURE



BOW CONSOLE
COFFEE
FIBER CONCRETE
L70,5 / W33,5 / H80 CM
NO 203030
1 PCS



BOW CONSOLE
BIRCH
FIBER CONCRETE
L70,5 / W33,5 / H80 CM
NO 251005
1 PCS



BOW CONSOLE BIG
COFFEE
FIBER CONCRETE
L114 / W41 / H82 CM
NO 241004
1 PCS



BOW CONSOLE BIG
BIRCH
FIBER CONCRETE
L114 / W41 / H82 CM
NO 251006
1 PCS



BOW BENCH
COFFEE
FIBER CONCRETE
L70 / W30 / H42 CM
NO 214013
1 PCS



ARC CONSOLE
CALACATTA / COFFEE
MARBLE / FIBER CONCRETE
L70 / W33,5 / H80 CM
NO 223093
1 PCS



ARC BENCH
COFFEE
FIBER CONCRETE
L120 / W35 / H49 CM
NO 223091
1 PCS



ARC BENCH CUSHION
WHITE CHALK
LINEN
L120 / W35 / H5,6 CM
NO 223092
1 PCS



PHANTOM TABLE LOW
BURN ANTIQUE
CAST ALUMINUM
L50 / W50 / H35 CM
NO 111253
2 PCS



PHANTOM TABLE LOW
CHROME
CAST ALUMINUM
L50 / W50 / H35 CM
NO 243019
2 PCS



PHANTOM TABLE LOW
BIRCH
CAST ALUMINUM
L50 / W50 / H35 CM
NO 251046
2 PCS



PHANTOM TABLE TALL
BURN ANTIQUE
CAST ALUMINUM
L40 / W40 / H50 CM
NO 111251
2 PCS



PHANTOM TABLE TALL
CHROME
CAST ALUMINUM
L40 / W40 / H50 CM
NO 243018
2 PCS



PHANTOM TABLE TALL
BIRCH
CAST ALUMINUM
L40 / W40 / H50 CM
NO 251045
2 PCS

TRAYS & JARS



ENKEI TRAY MINI
EARTH
SILVER TRAVERTINE
L20 / W20 / H3 CM

NO 243063
2 PCS



ENKEI TRAY MEDIO
EARTH
SILVER TRAVERTINE
L30 / W30 / H3 CM

NO 243062
2 PCS



ENKEI TRAY MAXI
EARTH
SILVER TRAVERTINE
L40 / W40 / H3 CM

NO 243061
1 PCS



ENKEI RECTANGULAR TRAY MINI - EARTH
SILVER TRAVERTINE
L30 / W20 / H1,5 CM

NO 251062
2 PCS



ENKEI RECTANGULAR TRAY MEDIO - EARTH
SILVER TRAVERTINE
L40 / W25 / H1,5 CM

NO 251061
1 PCS



ENKEI JAR MINI
EARTH
SILVER TRAVERTINE
L9 / W9 / H8,5 CM

NO 243065
2 PCS



ENKEI JAR MEDIO
EARTH
SILVER TRAVERTINE
L12 / W12 / H12 CM

NO 243064
2 PCS

CANDLE HOLDERS



W CANDLE HOLDER
BLACK
CERAMIC
L20 / W15 / H24 CM
NO 223038
2 PCS



W CANDLE HOLDER
BONE WHITE
CERAMIC
L20 / W15 / H24 CM
NO 223037
2 PCS



COBRA CANDLE HOLDER
BLACK
CERAMIC
L25 / W11 / H25 CM
NO 223071
2 PCS



COBRA CANDLE HOLDER
BONE WHITE
CERAMIC
L25 / W11 / H25 CM
NO 223072
2 PCS



TUBE CANDLE HOLDER
BIG - BONE WHITE
CERAMIC
L35 / W6 / H11 CM
NO 223074
2 PCS



TUBE CANDLE HOLDER
MINI - BONE WHITE
CERAMIC
L14,5 / W6 / H11 CM
NO 223076
2 PCS



TUBE CANDLE HOLDER
BIG - COFFEE
CERAMIC
L35 / W6 / H11 CM
NO 223073
2 PCS



TUBE CANDLE HOLDER
MINI - COFFEE
CERAMIC
L14,5 / W6 / H11 CM
NO 223075
2 PCS



BRICK CANDLE HOLDER
TALL - CALACATTA
MARBLE
L12,5 / W5 / H10,5 CM
NO 223077
2 PCS



BRICK CANDLE HOLDER
LOW - CALACATTA
MARBLE
L14 / W5 / H7,5 CM
NO 223078
2 PCS



BRICK CANDLE HOLDER
TALL
LIMESTONE
L12,5 / W5 / H10,5 CM
NO 223077
2 PCS



BRICK CANDLE HOLDER
LOW
LIMESTONE
L14 / W5 / H7,5 CM
NO 223078
2 PCS

PLANT POTS



**URCHIN PLANT POT,
BIG - BEEHIVE
FIBER CONCRETE**
L56/ W56 / H40 CM

NO 251063
1 PCS



**URCHIN PLANT POT,
MEDIO - BEEHIVE
FIBER CONCRETE**
L46,5 / W46,5 / H32 CM

NO 251064
1 PCS



**URCHIN PLANT POT,
MINI - BEEHIVE
FIBER CONCRETE**
L35 / W35 / H24,5 CM

NO 251065
2 PCS



**URCHIN PLANT POT,
PETIT - BEEHIVE
FIBER CONCRETE**
L17 / W17 / H12,5 CM

NO 251066
4 PCS



**URCHIN PLANT POT,
BIG - COFFEE
FIBER CONCRETE**
L56/ W56 / H40 CM

NO 231001
1 PCS



**URCHIN PLANT POT,
MEDIO - COFFEE
FIBER CONCRETE**
L46,5 / W46,5 / H32 CM

NO 231002
1 PCS



**URCHIN PLANT POT,
MINI - COFFEE
FIBER CONCRETE**
L35 / W35 / H24,5 CM

NO 231003
2 PCS



**URCHIN PLANT POT,
PETIT - COFFEE
FIBER CONCRETE**
L17 / W17 / H12,5 CM

NO 231004
4 PCS



**ARKET PLANT POT,
BIG - DARK GREY
FIBER CONCRETE**
L64/ W64 / H40 CM

NO 231005
1 PCS



**ARKET PLANT POT
MEDIO - DARK GREY
FIBER CONCRETE**
L52,5 / W52,5 / H33 CM

NO 231006
1 PCS



**ARKET PLANT POT,
MINI - DARK GREY
FIBER CONCRETE**
L39,5 / W39,5 / H25 CM

NO 231007
2 PCS



**ARKET PLANT POT,
PETIT - DARK GREY
FIBER CONCRETE**
L19,8 / W19,8 / H12,8 CM

NO 231008
4 PCS



VASES



WABI VASE MINI
SMOKED FOREST
GLASS
L19 / W19 / H16 CM
NO 251033
2 PCS



WABI VASE MEDIO
SMOKED FOREST
GLASS
L32,5 / W32,5 / H25 CM
NO 251032
2 PCS



BAKKU VASE MEDIO
SMOKED FOREST
GLASS
L22 / W22 / H30 CM
NO 251036
2 PCS



BAKKU VASE BIG
SMOKED FOREST
GLASS
L33 / W33 / H50 CM
NO 251037
1 PCS



WABI VASE MINI
BIRCH
CERAMIC
L18 / W18 / H15 CM
NO 243033
2 PCS



WABI VASE MEDIO
BIRCH
CERAMIC
L35 / W35 / H29 CM
NO 243032
2 PCS



WABI VASE BIG
BIRCH
CERAMIC
L55 / W55 / H48 CM
NO 243031
1 PCS



WABI VASE FAT
BIRCH
CERAMIC
L57 / W40 / H23 CM
NO 243034
2 PCS



KAMI VASE BIG
CHROME
CERAMIC
L35 / W26 / H49,5 CM
NO 243027
1 PCS



KAMI VASE MEDIO
CHROME
CERAMIC
L16 / W15 / H35 CM
NO 243028
2 PCS



KAMI VASE MINI
CHROME
CERAMIC
L13 / W10,5 / H25 CM
NO 243029
2 PCS



GALLERY BALLS
CHROME
CERAMIC
SET OF 3 SIZES
NO 243030
2 PCS



KAMI VASE BIG
BONE WHITE
CERAMIC
L35 / W26 / H49,5 CM
NO 241047
1 PCS



KAMI VASE MEDIO
BONE WHITE
CERAMIC
L16 / W15 / H35 CM
NO 241048
2 PCS



KAMI VASE MINI
BONE WHITE
CERAMIC
L13 / W10,5 / H25 CM
NO 241049
2 PCS

PLANT POTS & VASES



**SUNAO PLANT POT
HEXA - BIRCH
CONCRETE**
L53 / W53 / H53 CM
NO 243052
1 PCS



**SUNAO VASE HEXA
BIRCH
CONCRETE**
L53 / W53 / H55 CM
NO 243040
1 PCS



**SUNAO VASE MEDIO
BIRCH
CERAMIC**
L30 / W30 / H30 CM
NO 243041
2 PCS



**SUNAO VASE MINI
BIRCH
CERAMIC**
L25 / W25 / H25 CM
NO 243042
2 PCS



**SUNAO VASE PETIT
BIRCH
CERAMIC**
L16 / W16 / H15,5 CM
NO 243043
2 PCS



**SUNAO PLANT POT FAT
HEXA - BIRCH
CERAMIC**
L58 / W58 / H44 CM
NO 251088
1 PCS



**SUNAO VASE FAT
MINI - BIRCH
CERAMIC**
L28 / W28 / H22 CM
NO 251089
2 PCS



**SUNAO VASE FAT PETIT
BIRCH
CERAMIC**
L18,5 / W18,5 / H14,5 CM
NO 251090
2 PCS



**SUNAO VASE SLIM
HEXA - BIRCH
CERAMIC**
L35 / W35 / H68 CM
NO 251082
1 PCS



**SUNAO VASE SLIM MINI
BIRCH
CERAMIC**
L16 / W16 / H32 CM
NO 251083
2 PCS



**SUNAO VASE SLIM
PETIT - BIRCH
CERAMIC**
L12 / W12 / H22 CM
NO 251084
2 PCS



**SUNAO PLANT POT
HEXA - BEEHIVE
CONCRETE**
L53 / W53 / H53 CM
NO 243054
1 PCS



**SUNAO VASE HEXA
BEEHIVE
CONCRETE**
L53 / W53 / H55 CM
NO 243048
1 PCS



**SUNAO VASE MEDIO
BEEHIVE
CERAMIC**
L30 / W30 / H30 CM
NO 243049
2 PCS



**SUNAO VASE MINI
BEEHIVE
CERAMIC**
L25 / W25 / H25 CM
NO 243050
2 PCS



**SUNAO VASE PETIT
BEEHIVE
CERAMIC**
L16 / W16 / H15,5 CM
NO 243051
2 PCS

PLANT POTS & VASES



**SUNAO PLANT POT
HEXA - BLACK
CONCRETE**
L53 / W53 / H53 CM
NO 243053
1 PCS



**SUNAO VASE HEXA
BLACK
CONCRETE**
L53 / W53 / H55 CM
NO 243044
1 PCS



**SUNAO VASE MEDIO
BLACK
CERAMIC**
L30 / W30 / H30 CM
NO 243045
2 PCS



**SUNAO VASE MINI
BLACK
CERAMIC**
L25 / W25 / H25 CM
NO 243046
2 PCS



**SUNAO VASE PETIT
BLACK
CERAMIC**
L16 / W16 / H15,5 CM
NO 243047
2 PCS



**SUNAO PLANT POT FAT
HEXA - BLACK
CERAMIC**
L58 / W58 / H44 CM
NO 251091
1 PCS



**SUNAO VASE FAT
MINI - BLACK
CERAMIC**
L28 / W28 / H22 CM
NO 251092
2 PCS



**SUNAO VASE FAT PETIT
BLACK
CERAMIC**
L18,5 / W18,5 / H14,5 CM
NO 251093
2 PCS



**SUNAO VASE SLIM
HEXA - BLACK
CERAMIC**
L35 / W35 / H68 CM
NO 251085
1 PCS



**SUNAO VASE SLIM
MINI - BLACK
CERAMIC**
L16 / W16 / H32 CM
NO 251086
2 PCS



**SUNAO VASE SLIM
PETIT - BLACK
CERAMIC**
L12 / W12 / H22 CM
NO 251087
2 PCS

BOWLS



BABURU BOWL BIG
BONE WHITE
CERAMIC
L43 / W43 / H18 CM
NO 223041
2 PCS



BABURU BOWL MEDIO
BONE WHITE
CERAMIC
L30 / W30 / H15 CM
NO 223043
2 PCS



BABURU BOWL MINI
BONE WHITE
CERAMIC
L20 / W20 / H10 CM
NO 223045
2 PCS



BABURU BOWL BIG
BIRCH
CERAMIC
L43 / W43 / H18 CM
NO 241061
2 PCS



BABURU BOWL MEDIO
BIRCH
CERAMIC
L30 / W30 / H15 CM
NO 241062
2 PCS



BABURU BOWL MINI
BIRCH
CERAMIC
L20 / W20 / H10 CM
NO 241063
2 PCS



BABURU BOWL BIG
BLACK
CERAMIC
L43 / W43 / H18 CM
NO 223042
2 PCS



BABURU BOWL MEDIO
BLACK
CERAMIC
L30 / W30 / H15 CM
NO 223044
2 PCS



BABURU BOWL MINI
BLACK
CERAMIC
L20 / W20 / H10 CM
NO 223046
2 PCS



CURVE BOWL BIG
DARK GREY
CERAMIC
L28,5 / W28,5 / H19,5 CM
NO 233035
1 PCS



CURVE BOWL MINI
DARK GREY
CERAMIC
L11 / W10,5 / H7,5 CM
NO 233036
2 PCS



CURVE BOWL BIG
BONE WHITE
CERAMIC
L28,5 / W28,5 / H19,5 CM
NO 233033
1 PCS



CURVE BOWL MINI
BONE WHITE
CERAMIC
L11 / W10,5 / H7,5 CM
NO 233034
2 PCS

VASES & BOWLS



GUGGENHEIM BIG
BLACK
CERAMIC
L49 / W27 / H45 CM
NO 203004
1 PCS



GUGGENHEIM BIG
DARK GREY
CERAMIC
L49 / W27 / H45 CM
NO 111125
1 PCS



GUGGENHEIM BIG
COFFEE
CERAMIC
L49 / W27 / H45 CM
NO 111219
1 PCS



GUGGENHEIM MINI
BLACK
CERAMIC
L32 / W7 / H34 CM
NO 111126
2 PCS



GUGGENHEIM MINI
DARK GREY
CERAMIC
L32 / W7 / H34 CM
NO 203005
2 PCS



GUGGENHEIM MINI
COFFEE
CERAMIC
L32 / W7 / H34 CM
NO 111220
2 PCS



GUGGENHEIM PETIT
BLACK
CERAMIC
L23 / W12 / H23 CM
NO 213042
2 PCS



GUGGENHEIM PETIT
BONE WHITE
CERAMIC
L23 / W12 / H23 CM
NO 213043
2 PCS



OFFSET VASE BIG
DARK GREY
CONCRETE
L60 / W40 / H48 CM
NO 111213
1 PCS



OFFSET VASE BIG
COFFEE
CONCRETE
L60 / W40 / H48 CM
NO 211016
1 PCS



OFFSET VASE MINI
DARK GREY
CONCRETE
L38 / W28 / H30 CM
NO 111214
1 PCS



OFFSET VASE MINI
COFFEE
CONCRETE
L38 / W28 / H30 CM
NO 211017
1 PCS



SUBMARINE VASE
BIG - LIGHT GREY
CERAMIC
L45 / W40 / H50 CM
NO 111287
1 PCS



SUBMARINE VASE
SMALL - DARK GREY
CERAMIC
L30 / W24 / H25 CM
NO 111288
1 PCS



SUBMARINE VASE
FAT - DARK GREY
CERAMIC
L60 / W40 / H22 CM
NO 111289
1 PCS

VASES



SUMO VASE BIG
BONE WHITE
CONCRETE
L44 / W44 / H43,5 CM
NO 213015
1 PCS



SUMO VASE MINI
BONE WHITE
CERAMIC
L26,5 / W26 / H26 CM
NO 213016
2 PCS



SUMO VASE PETIT
BONE WHITE
CERAMIC
L15 / W15 / H15 CM
NO 245114
2 PCS



SUMO VASE HORNS
BONE WHITE
CERAMIC
L25 / W24 / H27 CM
NO 213017
2 PCS



SUMO VASE SLIM
BONE WHITE
CERAMIC
L26,5 / W24 / H37,5 CM
NO 245093
2 PCS



SUMO VASE SLIM PETIT
BONE WHITE
CERAMIC
L14 / W14 / H21,5 CM
NO 245095
2 PCS



SUMO VASE BIG
COFFEE
CONCRETE
L44 / W44 / H43,5 CM
NO 213011
1 PCS



SUMO VASE MINI
COFFEE
CERAMIC
L26,5 / W26 / H26 CM
NO 213012
2 PCS



SUMO VASE PETIT
COFFEE
CERAMIC
L15 / W15 / H15 CM
NO 223061
2 PCS



SUMO VASE HORNS
COFFEE
CERAMIC
L25 / W24 / H27 CM
NO 213013
2 PCS



SUMO VASE SLIM
COFFEE
CERAMIC
L26,5 / W24 / H37,5 CM
NO 245094
2 PCS



SUMO VASE SLIM PETIT
COFFEE
CERAMIC
L14 / W14 / H21,5 CM
NO 223063
2 PCS

VASES, PLATES & TRAYS



LOTUS VASE BIG
COFFEE
FIBER CONCRETE
L55 / W55 / H60 CM
NO 223033
1 PCS



LOTUS VASE MINI
COFFEE
FIBER CONCRETE
L32 / W32 / H35 CM
NO 223032
2 PCS



SHINJU TRAY BIG
COFFEE
CERAMIC
L80 / W18 / H15 CM
NO 233031
1 PCS



SHINJU TRAY MINI
COFFEE
CERAMIC
L40 / W12 / H11 CM
NO 233032
2 PCS



MEDUSA VASE BIG
COFFEE
CERAMIC
L35 / W35 / H26 CM
NO 245045
1 PCS



MEDUSA VASE MINI
COFFEE
CERAMIC
L20 / W20 / H15 CM
NO 245046
2 PCS



MEDUSA TRAY BIG
COFFEE
CERAMIC
L45 / W45 / H15 CM
NO 221063
1 PCS



MEDUSA TRAY MINI
COFFEE
CERAMIC
L30 / W30 / H9 CM
NO 221064
2 PCS



GETA TRAY
COFFEE
CONCRETE
L55 / W18 / H6,5 CM
NO 211012
2 PCS



OKA TRAY
COFFEE
CONCRETE
L45 / W20 / H6 CM
NO 201022
2 PCS



KYOTO VASE BIG
COFFEE
CERAMIC
L38 / W38 / H20 CM
NO 201001
1 PCS



KYOTO VASE MINI
COFFEE
CERAMIC
L25 / W25 / H13,5 CM
NO 201002
2 PCS



DUCK TRAY BIG
COFFEE
CONCRETE
L60 / W60 / H7 CM
NO 111282
1 PCS



DUCK TRAY SMALL
COFFEE
CONCRETE
L39,5 / W39,5 / H4,5 CM
NO 111283
2 PCS



DUCK PLATE BIG
COFFEE
CERAMIC
L45 / W45 / H14 CM
NO 214049
2 PCS



DUCK PLATE MINI
COFFEE
CERAMIC
L30 / W30 / H9,5 CM
NO 214048
2 PCS

VASES & TRAYS



BLOOM VASE BIG
DARK GREY
CONCRETE
L55 / W55 / H44 CM
NO 221046
1 PCS



BLOOM VASE MINI
DARK GREY
CERAMIC
L35 / W35 / H27 CM
NO 245003
2 PCS



BLOOM VASE PETIT
DARK GREY
CERAMIC
L24 / W22,5 / H18 CM
NO 243025
2 PCS



BLOOM TRAY BIG
DARK GREY
CERAMIC
L44 / W44 / H16 CM
NO 221048
2 PCS



BLOOM TRAY MEDIO
DARK GREY
CERAMIC
L28,5 / W28,5 / H10,5 CM
NO 243022
2 PCS



BLOOM TRAY MINI
DARK GREY
CERAMIC
L15,5 / W15,5 / H6 CM
NO 221047
2 PCS



BLOOM VASE BIG
BLACK
CONCRETE
L55 / W55 / H44 CM
NO 241039
1 PCS



BLOOM VASE MINI
BLACK
CERAMIC
L35 / W35 / H27 CM
NO 245001
2 PCS



BLOOM VASE PETIT
BLACK
CERAMIC
L24 / W22,5 / H18 CM
NO 243026
2 PCS



BLOOM TRAY - BIG
BLACK
CERAMIC
L44 / W44 / H16 CM
NO 241037
2 PCS



BLOOM TRAY - MEDIO
BLACK
CERAMIC
L28,5 / W28,5 / H10,5 CM
NO 243023
2 PCS



BLOOM TRAY - MINI
BLACK
CERAMIC
L15,5 / W15,5 / H6 CM
NO 241038
2 PCS

VASES & TRAYS



BLOOM SLIM VASE BIG
BONE WHITE
CONCRETE
L34,5 / W34 / H68 CM
NO 241041
1 PCS



BLOOM SLIM VASE MINI
BONE WHITE
CERAMIC
L19,5 / W19 / H34 CM
NO 241042
2 PCS



BLOOM VASE BIG
BONE WHITE
CONCRETE
L55 / W55 / H44 CM
NO 221042
1 PCS



BLOOM VASE MINI
BONE WHITE
CERAMIC
L35 / W35 / H27 CM
NO 245002
2 PCS



BLOOM VASE PETIT
BONE WHITE
CERAMIC
L24 / W22,5 / H18 CM
NO 243024
2 PCS



BLOOM TRAY BIG
BONE WHITE
CERAMIC
L44 / W44 / H16 CM
NO 221044
2 PCS



BLOOM TRAY MEDIO
BONE WHITE
CERAMIC
L28,5 / W28,5 / H10,5 CM
NO 243021
2 PCS



BLOOM TRAY MINI
BONE WHITE
CERAMIC
L15,5 / W15,5 / H6 CM
NO 221043
2 PCS



KABIN VASE FAT
BLACK
CERAMIC
L35 / W35 / H25 CM
NO 245041
2 PCS



KABIN VASE FAT
BONE WHITE
CERAMIC
L35 / W35 / H25 CM
NO 245042
2 PCS



KABIN VASE FAT
LAMELLA COFFEE
CERAMIC
L35 / W35 / H25 CM
NO 221066
2 PCS



KABIN VASE FAT
SHISEN SAND
CERAMIC
L35 / W35 / H25 CM
NO 223031
2 PCS



KABIN VASE FAT
SAND
CERAMIC
L35 / W35 / H25 CM
NO 245043
2 PCS

VASES



COBRA DOUBLE HEXA
BLACK
CERAMIC
L43 / W12,5 / H60 CM
NO 211031
1 PCS



COBRA TALL HEXA
BLACK
CERAMIC
L39 / W14 / H63 CM
NO 211030
1 PCS



COBRA DOUBLE MEDIO
BLACK
CERAMIC
L34 / W10 / H47 CM
NO 245004
2 PCS



COBRA DOUBLE MEDIO
BONE WHITE
CERAMIC
L34 / W10 / H47 CM
NO 245005
2 PCS



COBRA DOUBLE MEDIO
BUBBLE WHITE
CERAMIC
L34 / W10 / H47 CM
NO 245006
2 PCS



COBRA DOUBLE MEDIO
COFFEE
CERAMIC
L34 / W10 / H47 CM
NO 245007
2 PCS



COBRA TALL MEDIO
BLACK
CERAMIC
L28 / W10 / H45 CM
NO 245014
2 PCS



COBRA TALL MEDIO
BONE WHITE
CERAMIC
L28 / W10 / H45 CM
NO 245015
2 PCS



COBRA TALL MEDIO
BUBBLE WHITE
CERAMIC
L28 / W10 / H45 CM
NO 201010
2 PCS



COBRA TALL MEDIO
COFFEE
CERAMIC
L28 / W10 / H45 CM
NO 245017
2 PCS



COBRA UNO MEDIO
BLACK
CERAMIC
L30 / W10 / H25 CM
NO 212005
2 PCS



COBRA UNO MEDIO
BONE WHITE
CERAMIC
L30 / W10 / H25 CM
NO 245024
2 PCS



COBRA UNO MEDIO
BUBBLE WHITE
CERAMIC
L30 / W10 / H25 CM
NO 245025
2 PCS



COBRA UNO MEDIO
COFFEE
CERAMIC
L30 / W10 / H25 CM
NO 211036
2 PCS

VASES



COBRA FAT MEDIO
BLACK
CERAMIC
L35 / W10 / H17 CM
NO 212004
2 PCS



COBRA FAT MEDIO
BUBBLE WHITE
CERAMIC
L35 / W10 / H17 CM
NO 201011
2 PCS



COBRA FAT MEDIO
COFFEE
CERAMIC
L35 / W10 / H17 CM
NO 211035
2 PCS



COBRA DOUBLE MINI
BLACK
CERAMIC
L22 / W6,5 / H28 CM
NO 245008
2 PCS



COBRA DOUBLE MINI
BONE WHITE
CERAMIC
L22 / W6,5 / H28 CM
NO 241036
2 PCS



COBRA DOUBLE MINI
BUBBLE WHITE
CERAMIC
L22 / W6,5 / H28 CM
NO 245010
2 PCS



COBRA DOUBLE MINI
COFFEE
CERAMIC
L22 / W6,5 / H28 CM
NO 245011
2 PCS



COBRA DOUBLE MINI
DARK GREY
CERAMIC
L22 / W6,5 / H28 CM
NO 245012
2 PCS



COBRA TALL MINI
BLACK
CERAMIC
L18 / W6,5 / H23 CM
NO 203023
2 PCS



COBRA TALL MINI
BONE WHITE
CERAMIC
L18 / W6,5 / H23 CM
NO 241034
2 PCS



COBRA TALL MINI
BUBBLE WHITE
CERAMIC
L18 / W6,5 / H23 CM
NO 245020
2 PCS



COBRA TALL MINI
COFFEE
CERAMIC
L18 / W6,5 / H23 CM
NO 212003
2 PCS



COBRA TALL MINI
DARK GREY
CERAMIC
L18 / W6,5 / H23 CM
NO 245022
2 PCS



COBRA UNO MINI
BLACK
CERAMIC
L18 / W6,5 / H17 CM
NO 203024
2 PCS



COBRA UNO MINI
BONE WHITE
CERAMIC
L18 / W6,5 / H17 CM
NO 241035
2 PCS



COBRA UNO MINI
BUBBLE WHITE
CERAMIC
L18 / W6,5 / H17 CM
NO 203021
2 PCS



COBRA UNO MINI
COFFEE
CERAMIC
L18 / W6,5 / H17 CM
NO 212001
2 PCS



COBRA UNO MINI
DARK GREY
CERAMIC
L18 / W6,5 / H17 CM
NO 245031
2 PCS

VASES



TRIBAL VASE BIG
TERRACOTTA
CERAMIC
L34 / W14 / H45 CM
NO 214006
1 PCS



TRIBAL VASE BIG
DARK GREY
CERAMIC
L34 / W14 / H45 CM
NO 214005
1 PCS



TRIBAL VASE BIG
BONE WHITE
CERAMIC
L34 / W14 / H45 CM
NO 221005
1 PCS



TRIBAL VASE BIG
SAND
CERAMIC
L34 / W14 / H45 CM
NO 221006
1 PCS



TRIBAL VASE MEDIO
TERRACOTTA
CERAMIC
L22,5 / W9 / H30 CM
NO 245100
2 PCS



TRIBAL VASE MEDIO
DARK GREY
CERAMIC
L22,5 / W9 / H30 CM
NO 245098
2 PCS



TRIBAL VASE MEDIO
BONE WHITE
CERAMIC
L22,5 / W9 / H30 CM
NO 245097
2 PCS



TRIBAL VASE MEDIO
SAND
CERAMIC
L22,5 / W9 / H30 CM
NO 245099
2 PCS



TRIBAL VASE MINI
TERRACOTTA
CERAMIC
L20 / W8 / H25 CM
NO 245104
2 PCS



TRIBAL VASE MINI
DARK GREY
CERAMIC
L20 / W8 / H25 CM
NO 245102
2 PCS



TRIBAL VASE MINI
BONE WHITE
CERAMIC
L20 / W8 / H25 CM
NO 221001
2 PCS



TRIBAL VASE MINI
SAND
CERAMIC
L20 / W8 / H25 CM
NO 245103
2 PCS



EMPIRE VASE BIG
DARK GREY
CERAMIC
L24 / W24 / H59,5 CM
NO 245036
1 PCS



EMPIRE VASE MINI
DARK GREY
CERAMIC
L15 / W15 / H30 CM
NO 245038
2 PCS



EMPIRE VASE BIG
SAND
CERAMIC
L24 / W24 / H59,5 CM
NO 245037
1 PCS



EMPIRE VASE MINI
SAND
CERAMIC
L15 / W15 / H30 CM
NO 245039
2 PCS

VASES & BOWLS



ORIMONO VASE BIG
SAND
CERAMIC
L50 / W50 / H40 CM
NO 245048
1 PCS



ORIMONO VASE MEDIO
SAND
CERAMIC
L30 / W30 / H24 CM
NO 245050
2 PCS



ORIMONO VASE MINI
SAND
CERAMIC
L15 / W14,5 / H12 CM
NO 233027
2 PCS



ORIMONO VASE BIG
BONE WHITE
CERAMIC
L50 / W50 / H40 CM
NO 245047
1 PCS



ORIMONO VASE MEDIO
BONE WHITE
CERAMIC
L30 / W30 / H24 CM
NO 245049
2 PCS



ORIMONO VASE MINI
BONE WHITE
CERAMIC
L15 / W14,5 / H12 CM
NO 233023
2 PCS



WING BOWL BIG
COFFEE
CERAMIC
L36,5 / W30 / H20 CM
NO 214051
1 PCS



WING BOWL BIG
BONE WHITE
CERAMIC
L36,5 / W30 / H20 CM
NO 221007
1 PCS



WING BOWL BIG
SAND
CERAMIC
L36,5 / W30 / H20 CM
NO 221008
1 PCS



WING BOWL MINI
COFFEE
CERAMIC
L19 / W16 / H12 CM
NO 214052
2 PCS



WING BOWL MINI
BONE WHITE
CERAMIC
L19 / W16 / H12 CM
NO 221009
2 PCS



WING BOWL MINI
SAND
CERAMIC
L19 / W16 / H12 CM
NO 221010
2 PCS

VASES

**SPHERE VASE BUBL
GIANT - COFFEE
CERAMIC**
L75 / W33 / H100 CM

NO 214007
1 PCS



**SPHERE VASE BUBL
GIANT - SAND
CERAMIC**
L75 / W33 / H100 CM

NO 221039
1 PCS



**SPHERE VASE BUBL
HEXA - SAND
CERAMIC**
L42 / W18,5 / H60 CM

NO 201016
1 PCS



**SPHERE VASE BUBL
HEXA - DARK GREY
CERAMIC**
L42 / W18,5 / H60 CM

NO 245055
1 PCS



**SPHERE VASE SQUARE
HEXA - SAND
CERAMIC**
L48 / W18 / H60 CM

NO 203014
1 PCS



**SPHERE VASE SQUARE
HEXA - BLACK
CERAMIC**
L48 / W18 / H60 CM

NO 203013
1 PCS



**SPHERE VASE BUBL
BIG - DARK GREY
CERAMIC**
L31,5 / W14 / H45 CM

NO 245053
1 PCS



**SPHERE VASE BUBL
BIG - SAND
CERAMIC**
L31,5 / W14 / H45 CM

NO 245054
1 PCS



**SPHERE VASE BUBL
SHISEN BIG - BONE WHITE
CERAMIC**
L31,5 / W14 / H45 CM

NO 245111
1 PCS



**SPHERE VASE BUBL
SHISEN BIG - SAND
CERAMIC**
L31,5 / W14 / H45 CM

NO 245107
1 PCS



**SPHERE VASE SQUARE
BIG - SAND
CERAMIC**
L33 / W16 / H43 CM

NO 111028
1 PCS



**SPHERE VASE SQUARE
SHISEN BIG - BONE WHITE
CERAMIC**
L33 / W16 / H43 CM

NO 245109
1 PCS



**SPHERE VASE SQUARE
BIG - BLACK
CERAMIC**
L33 / W16 / H43 CM

NO 245075
1 PCS



**SPHERE VASE SQUARE
BIG - BONE WHITE
CERAMIC**
L33 / W16 / H43 CM

NO 221011
1 PCS



**SPHERE VASE SQUARE
SHISEN BIG - SAND
CERAMIC**
L33 / W16 / H43 CM

NO 245105
1 PCS

VASES



**SPHERE VASE SQUARE
BIG - COFFEE**
CERAMIC
L33 / W16 / H43 CM
NO 111183
1 PCS



**SPHERE VASE SQUARE
BIG - DARK GREY**
CERAMIC
L33 / W16 / H43 CM
NO 211221
1 PCS



**SPHERE VASE SQUARE
BIG - BUBBLE WHITE**
CERAMIC
L33 / W16 / H43 CM
NO 202001
1 PCS



**SPHERE VASE SQUARE
BIG - TERRACOTTA**
CERAMIC
L33 / W16 / H43 CM
NO 245081
1 PCS



**SPHERE VASE SQUARE
MINI - BLACK**
CERAMIC
L20 / W9 / H25 CM
NO 245084
4 PCS



**SPHERE VASE SQUARE
SHISEN MINI - BONE WHITE**
CERAMIC
L20 / W9 / H25 CM
NO 245110
4 PCS



**SPHERE VASE SQUARE
MINI - BONE WHITE**
CERAMIC
L20 / W9 / H25 CM
NO 221012
4 PCS



**SPHERE VASE SQUARE
MINI - TERRACOTTA**
CERAMIC
L20 / W9 / H25 CM
NO 111182
4 PCS



**SPHERE VASE SQUARE
MINI - DARK GREY**
CERAMIC
L20 / W9 / H25 CM
NO 245088
4 PCS



**SPHERE VASE SQUARE
MINI - SAND**
CERAMIC
L20 / W9 / H25 CM
NO 111204
4 PCS



**SPHERE VASE SQUARE
MINI - COFFEE**
CERAMIC
L20 / W9 / H25 CM
NO 111021
4 PCS



**SPHERE VASE SQUARE
MINI - OCHER**
CERAMIC
L20 / W9 / H25 CM
NO 111181
4 PCS



**SPHERE VASE SQUARE
MINI - TAUPE**
CERAMIC
L20 / W9 / H25 CM
NO 203011
4 PCS



**SPHERE VASE SQUARE
MINI - BUBBLE WHITE**
CERAMIC
L20 / W9 / H25 CM
NO 202002
4 PCS



**SPHERE VASE SQUARE
SHISEN MINI - SAND**
CERAMIC
L20 / W9 / H25 CM
NO 231016
4 PCS



**SPHERE VASE BUBL
MEDIO - DARK GREY**
CERAMIC
L18 / W8 / H26 CM
NO 211220
4 PCS



**SPHERE VASE BUBL
MEDIO - TAUPE**
CERAMIC
L18 / W8 / H26 CM
NO 245064
4 PCS



**SPHERE VASE BUBL
MEDIO - SAND**
CERAMIC
L18 / W8 / H26 CM
NO 111025
4 PCS



**SPHERE VASE BUBL
MEDIO - OCHER**
CERAMIC
L18 / W8 / H26 CM
NO 203007
4 PCS



**SPHERE VASE BUBL
MEDIO - TERRACOTTA**
CERAMIC
L18 / W8 / H26 CM
NO 111173
4 PCS

VASES



**SPHERE VASE BUBL
MEDIO - BUBBLE WHITE
CERAMIC**
L18 / W8 / H26 CM
NO 202004
4 PCS



**SPHERE VASE BUBL
MEDIO - BLACK
CERAMIC**
L18 / W8 / H26 CM
NO 245057
4 PCS



**SPHERE VASE BUBL
MEDIO - BONE WHITE
CERAMIC**
L18 / W8 / H26 CM
NO 245058
4 PCS



**SPHERE VASE BUBL
MEDIO - COFFEE
CERAMIC**
L18 / W8 / H26 CM
NO 245060
4 PCS



**SPHERE VASE BUBL
SHISEN MEDIO - BONE WHITE
CERAMIC**
L18 / W8 / H26 CM
NO 245112
4 PCS



**SPHERE VASE BUBL
SHISEN MEDIO - SAND
CERAMIC**
L18,5 / W8,5 / H25,5 CM
NO 245108
4 PCS



**SPHERE VASE BUBL
MINI - SAND
CERAMIC**
L13 / W6 / H18 CM
NO 203008
4 PCS



**SPHERE VASE BUBL
MINI - DARK GREY
CERAMIC**
L13 / W6 / H18 CM
NO 245070
4 PCS



**SPHERE VASE BUBL
MINI - TERRACOTTA
CERAMIC**
L13 / W6 / H18 CM
NO 245074
4 PCS



**SPHERE VASE BUBL
MINI - BUBBLE WHITE
CERAMIC**
L13 / W6 / H18 CM
NO 202003
4 PCS



**SPHERE VASE BUBL
MINI - BONE WHITE
CERAMIC**
L13 / W6 / H18 CM
NO 245067
4 PCS



**SPHERE VASE BUBL
MINI - TAUPE
CERAMIC**
L13 / W6 / H18 CM
NO 111176
4 PCS



**SPHERE VASE BUBL
MINI - COFFEE
CERAMIC**
L13 / W6 / H18 CM
NO 245069
4 PCS



**SPHERE VASE BUBL
MINI - BLACK
CERAMIC**
L13 / W6 / H18 CM
NO 245066
4 PCS



**SPHERE VASE BUBL
MINI - OCHER
CERAMIC**
L13 / W6 / H18 CM
NO 111180
4 PCS



**DUCK VASE SLIM
COFFEE
CERAMIC**
L17 / W17 / H45 CM
NO 111280
2 PCS



**DUCK VASE SLIM
TERRACOTTA
CERAMIC**
L17 / W17 / H45 CM
NO 245035
2 PCS



**DUCK VASE FAT
DARK GREY
CERAMIC**
L21 / W21 / H35,5 CM
NO 111281
2 PCS



**DUCK VASE FAT
TAUPE
CERAMIC**
L21 / W21 / H35,5 CM
NO 245033
2 PCS

BOWLS & JARS



DUCK BOWL BIG
COFFEE
CERAMIC
L16 / W16 / H11 CM
NO 111044
4 PCS



DUCK BOWL BIG
DARK GREY
CERAMIC
L16 / W16 / H11 CM
NO 111284
4 PCS



DUCK BOWL BIG
SAND
CERAMIC
L16 / W16 / H11 CM
NO 111036
4 PCS



DUCK BOWL BIG
BONE WHITE
CERAMIC
L16 / W16 / H11 CM
NO 221015
4 PCS



DUCK BOWL MINI
COFFEE
CERAMIC
L12 / W12 / H9,5 CM
NO 111203
4 PCS



DUCK BOWL MINI
DARK GREY
CERAMIC
L12 / W12 / H9,5 CM
NO 203002
4 PCS



DUCK BOWL MINI
SAND
CERAMIC
L12 / W12 / H9,5 CM
NO 203003
4 PCS



DUCK BOWL MINI
BONE WHITE
CERAMIC
L12 / W12 / H9,5 CM
NO 221016
4 PCS



DUCK JAR - MEDIO
COFFEE
CERAMIC
L12 / W12 / H10 CM
NO 214044
4 PCS



DUCK JAR - MEDIO
DARK GREY
CERAMIC
L12 / W12 / H10 CM
NO 214047
4 PCS



DUCK JAR - MEDIO
SAND
CERAMIC
L12 / W12 / H10 CM
NO 214045
4 PCS



DUCK JAR - MEDIO
BONE WHITE
CERAMIC
L12 / W12 / H10 CM
NO 214046
4 PCS



DUCK JAR - MINI
COFFEE
CERAMIC
L8 / W8 / H7 CM
NO 214040
4 PCS



DUCK JAR - MINI
DARK GREY
CERAMIC
L8 / W8 / H7 CM
NO 214043
4 PCS



DUCK JAR - MINI
SAND
CERAMIC
L8 / W8 / H7 CM
NO 214041
4 PCS



DUCK JAR - MINI
BONE WHITE
CERAMIC
L8 / W8 / H7 CM
NO 214042
4 PCS



BEAU AGENCY
5, Impasse des Petites Ravières
07130 Baudrières
03 85 45 13 70
101copenhagen@beauagency.com